



# Compact Line

2026

Welcome to the  
Climate Control Revolution

[ccr.com](http://ccr.com)





## Introduction

We are redefining commercial refrigeration and climate control. With end-to-end solutions, a global presence, and a pioneering commitment to eco-conscious innovation, we help our customers protect freshness, ensure safety, and maximize efficiency, while supporting to reduce environmental impact and operating costs. Our high-efficiency turnkey systems, storage, and service are powering the Climate Control Revolution.

In today's world, every degree matters, to the safety of our food, the vitality of our industries, and the future of our planet. From farm to fork, lab to life and production line to logistics, temperature integrity is non-negotiable. Without it, waste spreads, systems fail, and global efforts to protect our planet are put on ice.

At CCR, we unite a heritage in eco conscious innovation to engineer a future where freshness, safety and efficiency aren't compromised, they're championed.

## Our Portfolio of brands is redefining refrigeration and heating while driving decarbonization in the food retail and industrial sectors.



Licensed by Carrier Corporation

Eco-conscious turnkey temperature solutions, trusted by the world's biggest brands.



Heating and cooling systems for food and industry, powered by 60 years of innovation.



A leading distributor of temperature solutions, direct to industry for over 75 years.



Advanced transcritical CO<sub>2</sub> systems, focused on natural refrigerants and eco-conscious innovation.

Across a Portfolio of trusted brands, our solutions, systems, storage and service work in harmony to deliver world-leading heating and cooling technologies. Together, they help to protect the people that rely on them, preserve vital resources, and support reducing environmental impact at every stage.

This is more than temperature management. It's a Climate Control Revolution, built to meet the demands of today and safeguard the world of tomorrow. With every breakthrough, every partnership, and every project, we're helping preserve the products that sustain us, and the planet that nurtures us.

**It's innovation driving preservation.**  
**It's powering the Climate Control Revolution.**



# Table of contents

## Our solutions

Lifecycle-Driven Commercial Refrigeration	6
Complete & Eco-conscious Refrigeration	8
Solutions for Food Retailers Plug-In or Remote?	12
Wide range for the Small Stores retail format	13
Innovative Refrigeration Solutions for Every Store	14
COOLtec	14
AirCOOL	15

## Digital services

16

## Portfolio overview

Compact Line Portfolio overview	24
We think Energy Efficiency to the end	26

## Counter-islands

Areor® family	30
Areor® Total Transparency	32
Areor®	34
Areor® Stepped Double	36
Areor® Stepped Tripple	38
Areor® Compact Size Total Transparency / Stepped Triple	40
Areor® Customization	42

## Multidecks

Optimer® Low Front LG EVO	46
Optimer® Low Front LG	48
Optimer® Low Front	50
Optimer® Low Front Colors	52
Optimer® Low Front door versions	53
Optimer® Low Front / LG / LG EVO	54
Accessories	54

## Vertical freezers

Velando® Compact Space	58
Velando® Compact Space Customization	60
Top Freezer	62
Top Freezer Accessories	64

## Islands

visiCUBE® family	68
visiCUBE® PANO	68
visiCUBE® TOP	68
visiCUBE® OPTI	69

visiCUBE® ECO	69
visiCUBE® PANO	70
visiCUBE® OPTI	72
visiCUBE® TOP	74
visiCUBE® ECO	76
visiCUBE® Color concept	78
visiCUBE® Customization	79
Glass lids options	79
Cabinet base options	79
EasyCube chiller	80
EasyCube switchable	82
Easycube Customization	84
Multinor® chiller	86
Multinor® switchable	88
Multinor® Salad bar	90
Multinor® Customization	92
Multinor® Salad bar Customization	92
Premor® freezer & switchable	94
Premor® Customization	96
Visor® Q-T	98
Visor® Q	100
Visor®	102
Visor® Accessories	104

## Technical information

The EcoDesign regulation	108
LED solutions	110
Compact meets Counter Line	112
Your wood cladding selection	114
Powder Paint Selection Guide	116
Excellence in tests and qualification of cabinets	118

## Temperature classes – overview

Temp. Class	INTERNAL Test Pack Temp. (°C)	EXTERNAL Storage Temp. (°C)	Recommendation self-service	Recommendation serve-over
>3H	>10	+4...+6		
3H2	-1...+10	+2...+4		
3M2	-1...+7	0...+2		
3M1	-1...+5	-1...+1		
3M0	-1...+4			
3S	-1...+2	-2...0		
>3L1	-15...-12	-15...-18		
3L1	-18...-15	-22...-24		
HOT	BW/GW	30-90°		
FISH	GC	ICE		

**Note:** Type code in European numeric signs: decimal comma

# Dear Customer,

- **Every decision in retail shapes your results.**
- **Energy costs. F-gas regulations. Capital Reliability.**
- **Choosing refrigeration is not just about equipment, it's about performance, profitability, and peace of mind.**

At CCR, we deliver off-the-shelf answers to complex challenges. We help retailers see where efficiency becomes opportunity, where compliance strengthens competitiveness, and where smarter investments deliver long-term returns.

This catalogue is more than a product overview. It is a blueprint for smarter refrigeration, engineered to last, designed to save, and built to win. Let's rethink what's possible and make every decision count.

## What we hear from retailers:

### **"We need to comply with F-gas regulations, but how?"**

Compliance is no longer optional. The real question is how to turn regulatory requirements into a competitive advantage.

### **"We want a sophisticated store design without unnecessary complexity."**

You shouldn't have to choose between aesthetics, simplicity, and reliability. The right solution delivers all three.

### **"How do we invest today without compromising tomorrow?"**

Short-term fixes cost more over time. Future-ready systems protect your margins, your operations, and your peace of mind.

## Sound familiar?

### **One Store. One Vision. One Right System.**

Whether you are developing a new hypermarket, opening a suburban supermarket, or upgrading a compact convenience store, one principle remains constant: there is no one-size-fits-all refrigeration solution.

The right system is shaped by your store layout, climate, energy objectives, and long-term strategy, not just by square meters.

That's why CCR offers a complete portfolio of strategic solutions, including **CO<sub>2</sub>OLtec**, **FlexCO<sub>2</sub>L**, **WaterCOOL**, and **AirCOOL**. Each system is engineered to deliver the optimal balance between capital investment, energy efficiency, store comfort, and operational reliability.

As your trusted partner, our role is to guide you. We help you evaluate trade-offs, understand long-term benefits, and make decisions that are smart today and eco-conscious tomorrow.

## With CCR's technical expertise and deep retail insight, we support you in:

- **Selecting refrigeration solutions that balance capital and operational expenditures**
- **Minimizing risk from F-gas and PFAS regulations through compliant, future-ready technologies**
- **Supporting food safety, help reducing losses, and maintaining reliable temperature control**



# Lifecycle-Driven Commercial Refrigeration



## CONSULTING

Defining the right refrigeration solution based on store format, goals, and constraints. Early stage concept planning.




## PROJECT PLANNING

Translating strategy into an optimized, energy-efficient system design with complete project plan and documentation to maximize merchandising.



## PRODUCT MANUFACTURING

Delivering high performance refrigeration solutions and products that drive sales, engineered for eco-consciousness.





## INSTALLATION & COMMISSIONING

Tailored system implementation with minimal operational disruption, delivered by experienced teams.



## LIFECYCLE CARE

Maintaining, monitoring, and optimizing performance throughout the equipment lifetime, with 24/7 support.



## RECYCLE / REUSE

Reducing environmental impact through ecoconscious reuse and recycling.

Refrigeration performance is defined across the entire lifecycle, CCR's solutions are built to deliver at every stage.

**CO<sub>2</sub>OLtec**

**FlexCOOL**

**WaterCOOL**


**AirCOOL**



# Complete & Eco-conscious Refrigeration

We combine expert consulting, smart project planning, and advanced manufacturing to deliver efficient, future-ready refrigeration systems. Reducing risk, optimizing performance, and creating long-term value for your store.

**Consulting Services**



**Project Planning**



**Product Manufacturing**



## CONSULTING SERVICES

**Every successful refrigeration project begins with the right choices.**

We start by understanding your business objectives, operational requirements, and long-term vision. Our consulting services ensure your refrigeration strategy is aligned with performance, compliance, and eco-consciousness goals.

From concept to execution, we support you with expert guidance on system selection, regulatory requirements, and technical feasibility.

Our solutions are designed to keep you ahead of evolving standards while maximizing efficiency and return on investment.

## PROJECT PLANNING

**We work closely with you to define system architecture, layout integration, and environmental impact, balancing upfront investment with long-term operational performance.**

Our team supports every phase of project design, supporting your refrigeration system meets eco-consciousness goals, regulatory compliance, and performance expectations without compromise.

The result: a well-engineered solution that integrates seamlessly into your store and delivers efficiency from day one.



## PRODUCT MANUFACTURING

**Advanced technology, engineered for performance.**

Our next-generation manufacturing combines innovative design with reliability. Integrated refrigeration systems are developed helping to reduce energy consumption, support minimize environmental impact, and deliver consistent performance across all store formats.

By optimizing materials, components, and system architecture, we help reduce lifecycle costs while supporting your eco-consciousness objectives, without sacrificing quality or durability.



# Solutions for Food Retailers

We support food retailers beyond installation with expert commissioning, proactive lifecycle care, and responsible recycle-and-reuse solutions, supporting reliable performance, minimal downtime, and value throughout the entire system lifecycle.

**Installation  
&  
Commissioning**



**Recycle  
& Reuse:**

---

**Extending Value  
Sustainably**



**Lifecycle  
Care:**

---

**Reliability  
That Lasts**



## INSTALLATION & COMMISSIONING:

**Precision execution makes the difference.**

Our experienced teams ensure every installation is carried out efficiently, safely, and according to the highest standards. From planning to commissioning, we follow proven processes that minimize disruption and ensure systems are fully optimized from day one.

With efficient scheduling and meticulous execution, we help you open your store on time with confidence that everything works exactly as it should.

## LIFECYCLE CARE:

**RELIABILITY THAT LASTS**

**Performance doesn't stop at installation.**

We support you throughout the entire lifecycle of your refrigeration system. Our preventive maintenance programs, rapid-response service, and technical support help minimize downtime and protect your investment.

With 24/7 service availability and expert monitoring, we keep your systems running efficiently, when you need it most.

And when it's time to upgrade, expand, or modernize, we help you improve efficiency, extend system life, and maintain peak performance.



## RECYCLE & REUSE:

**EXTENDING VALUE SUSTAINABLY**

**Eco consciousness beyond installation.**

We support responsible recycling and reuse strategies that reduce waste and environmental impact.

Components that no longer meet performance requirements are evaluated for reuse, refurbishment, or responsible disposal.

By extending product lifecycles and minimizing resource consumption, we help you achieve eco-consciousness goals while maximizing long-term value.



# Plug-In or Remote?

Being a retailer whether you are planning a “Small Supermarket in city suburb” or “Convenience store in city center”, there is no “one-size-fits-all” refrigeration system solution. The right choice of system depends on multiple factors such as store size, building layout, climate conditions, and long-term operational goals.

Our fundamental role as a proven commercial refrigeration turnkey supplier is to guide you through these choices, helping you understand the trade-offs and benefits of each solution so you can make a confident, future-ready decision.

Let's find the right balance! By combining CCR's technical expertise with a deep understanding of retail needs, let's select the system that delivers the best value for your business—today and for years to come.

## Plug-In Cabinets

Smaller plug-in cabinets work like a household fridge and have their own refrigeration system built-in, requiring only a power supply whereas bigger Plug-in also need an on-site drain.

## Remote Cabinets

Remote cabinets have a common central condensing system which supplies several units with the refrigerant. The cabinets have a fix location and are connected with pipes and wires to the central compressor rack and controller unit.

Both systems come with several advantages and trade-offs.

### Factors for decision:

- Installation complexity
- Operational efficiency
- Maintenance requirements
- Budget
- Desired aesthetic & cabinet dimensions
- Flexibility needs
- Energy efficiency concerns
- Heat from condenser released either inside or outside the store



### Plug-in system

#### Advantages:

- No piping and installation needed
- No machinery room
- Entire system only requires one purchase
- Easy setup, flexibility, and mobility to adapt to layout changes
- Convenient to use
- Lower capital expenditure
- No special skills or technicians needed
- Easy replacement

#### Trade-offs:

- Heat rejection in store (bigger air condition needed)
- Less space inside the cabinet
- Regular cleaning of condenser
- Higher energy consumption (vs. Remote)

### Remote system

#### Advantages:

- Lower system energy consumption (vs. Plug-in)
- No heat dissipation/discharge into the store
- Large usable volume for products
- Wide range of multiplexing options
- Open Cabinet de-humidify store climate

#### Trade-offs:

- Installation needed
- Fixed installation, not flexible

# CCRs wide range of products and solutions for the Small Stores retail format

## Future-Ready Refrigeration Solutions with CCR

In today's evolving retail landscape, small-format stores need to make smart choices selecting refrigeration solutions that cut energy and maintenance costs while staying ahead of regulatory uncertainties such as F-Gas.

Understanding the unique challenges of small stores and convenience stores, CCR offers a specific range of Plug-in cabinets for chiller- and freezer-application that are uniquely harmonized in dimensions and aesthetics. All our products are to support keeping stores cool, energy costs low and products attractively displayed for maximized sales.

## CCR Benefits at a Glance

- **Use of Natural refrigerants: Propane, a natural and environmentally friendly refrigerant**
- **Wide range of Flexible portfolio: From Multidecks till Islands that fit to diverse store layouts**
- **Customization options: With a broad selection of paintable colors or claddings**
- **Digital services: Optional connectivity to help prevent food loss, provide temperature compliance HACCP reports and remote temperature & performance visibility**



# Innovative Refrigeration Solutions for Every Store

## CO<sub>2</sub>OLtec

### Rethink Refrigeration with CO<sub>2</sub>OLtec Remote Cabinets




CO<sub>2</sub>OLtec Remote Cabinets bring next-generation efficiency to your store. These sleek, high-performance display units for both chilled and frozen products run on natural CO<sub>2</sub> refrigerant, circulating seamlessly through the system. Each cabinet is linked to a central compressor rack and condensing unit housed separately in the machinery room, minimizing noise and heat inside the store.

Connected by precision-engineered pipes and intelligent controls, CO<sub>2</sub>OLtec Remote Cabinets redefine what it means to be cool, efficiently, sustainably, and boldly.

### Why CO<sub>2</sub>OLtec Remote Cabinets Lead the Way

- **Use Less, Get More:** Lower energy consumption\* and boost performance with next-generation CO<sub>2</sub> technology engineered for maximum efficiency.
- **Quietly Powerful:** Low-noise operation keeps your store environment comfortable and customer-friendly.
- **Smarter Installation, Lower Costs:** Reduced piping diameters mean lower installation costs and faster commissioning, efficiency right from day one.
- **Tailored To Your Needs:** A wide range of multiplexing options gives you freedom to scale and configure systems to your exact store needs.

#### Additional features include

-  System integrated waste heat recovery for building heating application
-  Waste heat recovery for warm water supply
-  Central connectivity and remote monitoring

### The CO<sub>2</sub>OLtec Advantage: Designed to Outperform

- **Optimized from the Core:** The central compressor rack is precisely engineered to deliver the exact cooling power your store needs, for optimal functioning.
- **Beyond Cooling:** The rack system does more than chill, it enables waste heat recovery for floor and water heating, turning excess energy into valuable comfort.
- **Adaptive by Design:** When the temperature rises, the system automatically adjusts to maintain performance — all while operating on a eco-conscious, natural CO<sub>2</sub> refrigerant.

\*compared to current CCR offerings



# Air COOL

## AirCOOL: Simplicity That Performs

**AirCOOL plug-in cabinets bring ultimate convenience to in-store refrigeration. Each unit features its own built-in refrigeration system, operating just like a household fridge, simply connect to power and a drain, and it's ready to go.**

For larger layouts, cabinets can be multiplexed to create seamless line-ups similar to remote systems. The waste heat generated is efficiently managed, either dissipated through the store's air conditioning system or reused via a VRF network\* to support overall store comfort and efficiency.

AirCOOL is the smart choice for quick installation, reliable performance, and adaptable design.


## Why AirCOOL Makes It Easy


- **Zero Installation Hassle:** No piping or complex setup, just plug in, power up, and you're ready to cool.
- **Space-Saving Design:** No machinery room required, freeing up valuable store space for products, not equipment.
- **Flexible Store Layouts:** Easily reconfigure or relocate cabinets as your store evolves, AirCOOL adapts with you.
- **Effortless Service:** A simple, accessible design makes maintenance quick, easy, and cost-effective.

## The AirCOOL Advantage: Fast, Flexible, Future-Ready

- **Seamless Integration:** Keep the same cabinet form and layout as your remote system while operating with R290 natural refrigerant: efficient, eco-conscious, and regulation-ready.
- **Renovate Overnight:** Modernize multiple stores quickly with minimal capital investment, fast installation time, and ideal solution for meeting the challenges of the EU F-gas phase-out.
- **Smart System Synergy:** With CCR's Label A plug-in cabinets and VRF technology, you get a best-in-class connected store solution.
- **Plug & Play connectivity** to remote monitoring to ensure HACCP compliance, energy and alarm management.

## Additional features include

 VRF airconditioning system to maintain store climate

 CCR Pulse with IoT Wireless connect and CCR Pulse application powering Refrigerated Asset Management



# Lifecycle care

## with Digital services

### Refrigeration Landscape for SMART Operations

In today's changing landscape of food retail, retailers face rising operating costs, skilled labor shortages, and growing customer expectations for fresh, high-quality food. At the same time, compliance and eco-consciousness requirements are becoming stricter than ever. These challenges demand smarter, more efficient ways to manage refrigerated equipment.

Adopting the latest technology through digitalization can help overcome these challenges by automating routine tasks and enabling preventive actions to avoid costly downtime. Modern controllers and fully connected stores are the building blocks of the digitalization journey towards smart connected refrigeration service ecosystems.

Controllers are important for a commercial refrigeration cabinet. They are not just an accessory but an engine that can directly impact **food safety, energy efficiency, reliability, compliance, and operating cost of a cabinet.**

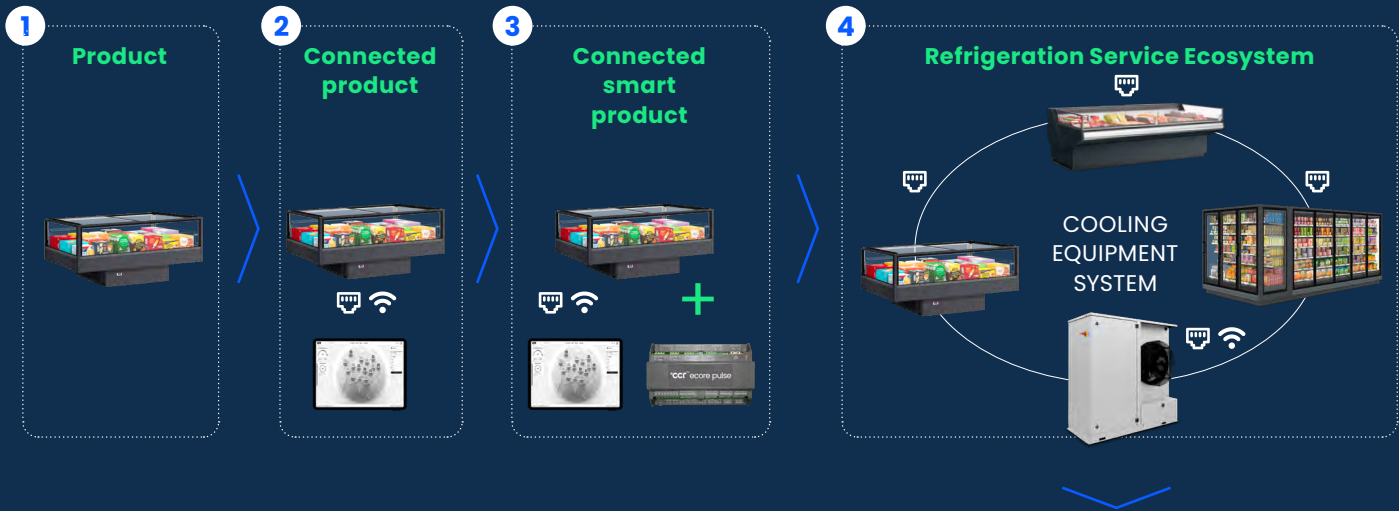
In today's world, commercial refrigeration is evolving from standalone equipment into intelligent, connected system that deliver far more than cooling performance. Modern electronic controllers form the foundational element for ensuring accurate temperature control, food safety, and reliable operation at cabinet level.

When intelligence gets enhanced with connectivity, these controllers transform individual products into smart assets that can communicate, adapt, and integrate within a broader refrigeration digital ecosystem.

With CCR as a one stop shop, elevate your cabinet **from "Product" to "Smart, connected product" to "Refrigeration Service Ecosystem"**.

We are proud to launch compact plug-ins enhanced with our **"Connected Plug-In"** connectivity making it a superior SMART, CONNECTED Product;

Optimizing the system to the core with our **"CCR PULSE PLATFORM"** that includes Remote Monitoring with conventional and IoT technologies.



# Lifecycle care

## with Digital services

Based on the refrigeration technology, our cabinets portfolio offers a wide variety of controllers and connectivity options:

Refrigeration technology	Cabinet controllers	Cabinet connectivity to store gateway	Data visualizations, Insights & Reports	Remote Monitoring and Services
Environment conscious natural refrigerant Propane technology	Parametric controller with CCR connectivity interface for MODBUS and CAN BUS	<b>Connected Plug-In</b> Plug & Play connectivity to many store gateways	<b>Small store &amp; convenience format:</b> <b>CCR pulse with IoT</b> <b>Wireless connect</b> and <b>CCR pulse application</b> powering Refrigerated Asset Management	<b>All store formats:</b> Wired connectivity to central monitoring system; <b>CCR pulse Remote Monitoring services</b>



# Connected Plug-In

Stay connected to be efficient

+ Parametric controller – connectivity compatible

+ Pre-installed Connectivity Box

+ CCR connectivity Interface

- Quick wired integration to many store gateways
- Centralized operation of lights and night blinds
- Setpoint management
- Easy assessment with standardized parameters
- HACCP Compliance
- Energy Management
- Alarm Management





CCR

## CCR pulse

### Next gen connected intelligence platform

CCR Pulse — our next-generation digital services platform built on decades of refrigeration expertise. The platform consist of a specialized controller, wireless gateway, dashboard applications and services to meet end-to-end refrigeration needs.

Controller	Wireless gateway	Web services for Small Store Format	Service applications		Remote Monitoring Services
CCR ecore pulse	CCR pulse connect	CCR pulse view	CCR pulse Service Assis*	CCR pulse Ref Tracker*	CCR pulse Remote Monitoring*
Advanced controller for Modular Line <b>AirCOOL</b> and <b>WaterCOOL</b> cabinets	<b>Wireless gateway</b> to transmit real time data to the CCR cloud with secure encrypted IoT data protocol	A web-based application for real time visibility and control of refrigeration equipment from one dashboard	Scan the QR code on equipment to log the service request	Application to track refrigerant filling and manage compliance	Remote Monitoring Services, 24/7, alarm management etc

\* available in selected countries

# CCR pulse view

## Powering the Future of Refrigerated Asset Management

Introducing CCR Pulse View, an intuitive web-based platform delivering real-time visibility and control of refrigeration equipment across multiple sites through one centralized dashboard. Accessible from anywhere in the world, Pulse View is purpose-built for small-format retailers.

### Advantages CCR pulse view

- Single application providing live equipment visibility across multiple sites
- Future ready technology compatible with AI & ML for automation and early health alerts
- Customization options to match your business needs
- Flexible architecture with API based integration third party data
- Helps to optimize operations, controls costs and automate tasks
- Enables data driven smarter decisions

API: Application programming interface  
AI: Artificial Intelligence  
ML: Machine learning



### Features and benefits of pulse view application

- **Multisite Visibility** allows single view for refrigeration equipment performance visibility across multiple stores ,
- **User Management** gives different access levels such as admin, regional and store level access
- **Live Equipment data** such as temperature, set points, alarms etc.
- **Remote Access** provides possibility to adjust setpoints and initiate defrost remotely through the dashboard
- **Instant Alerts** deliver eal-time alarms, health alerts via email and mobile notifications
- **Service request button** allows users to quickly log the service request, automatically forwarding the request to the relevant provider
- **Auto Diagnostics** allows to receive early health alerts and equipment health dashboards. Extended health indicators are available with °ccr™ ecore pulse controller.
- **Food Safety Compliance Report** makes it easy to download HACCP-ready temperature compliance reports.
- **Eco-consciousness\*** helps to monitor equipment carbon emissions and provides insights to meet ESG\*\* reporting needs
- **Store comfort\*** allows to monitor Store Humidity and Temperature in different locations\*
- **Energy monitoring\*** allows you to monitor the store energy consumption and generates reports

\* Features need additional hardware data sources

\*\* ESG: environmental eco-consciousness and governance

# CCR pulse connect

**CCR pulse connect is a wireless gateway** which transmits real time data to the CCR cloud using secure encrypted IoT data protocols. This device can easily be installed on cabinets and condensing units and connect to their controllers through Modbus interface.

## Advantages


- Easy installation and Plug and Play connectivity
- Real time data transmission to the CCR cloud via Cellular, Ethernet or Wi-Fi network
- Cybersecurity compliant
- Provision to add extra sensors: e.g. temperature, humidity

CCR pulse connect is our upcoming new product and is available to order along with CCR pulse view from second quarter of 2026.

## Scope of Supply

- Wireless gateway hardware device and installation support
- Web access to CCR Pulse view application on subscription basis
- Currently available for CCR AirCOOL (plug-in) and WaterCOOL (SPI) cabinets and condensing units





Cabinets

## Refrigeration Equipment



Condensing Units

## CCR pulse connect wireless gateway



Captures live data from controller

- Temperature
- Set points
- Alarms

and securely transfers data to CCR cloud

## Cloud platform

Advanced Algorithm Transforms raw data into insights



## Web Dashboard



Real-Time Asset Visibility

- Instant Insights
- Smarter Control

Users can access the dashboard through web from anywhere

# Compact Line Portfolio overview

## MULTIDECKS



Optimer® L  
(open)



Optimer® LG  
(closed)



Optimer® 1348 LG  
Sliding Doors  
(closed)



Optimer® 1948 TL  
(open)



Optimer® 1948 TLG  
(closed)



Optimer® LG  
EVO  
(closed)



## COUNTER ISLANDS



Areor® TT  
(open & closed)



Areor®  
(open & closed)



Areor® SD 3M1  
(open)



Areor® ST 3M1  
(open)



Areor® ST Compact  
(open)



Areor® TT Compact  
(open & closed)



Areor® ST G  
(closed)



Areor® SD G  
(closed)



Areor® ST G Compact  
(closed)



## VERTICAL FREEZERS



Velando® CS Freezer  
Velando® CS  
Switchable  
(closed)

Top Freezer  
(closed)



## ISLANDS & WALL SIDES



EasyCube Switchable  
(closed)



EasyCube Chiller  
(open & closed)



Multinor® Chiller  
(open & closed)  
Multinor® Switchable  
(closed)




Premor® Freezer  
Premor® Switchable  
3M0  
(closed)



Visor® Freezer  
Visor® Switchable  
(closed)



Multinor® Salad bar  
(open & closed)



Visor® Q-T Freezer  
(closed)



Visor® Q Freezer  
(closed)



visiCUBE® OPTI  
(closed)



visiCUBE® ECO  
(closed)



visiCUBE® PANO  
(closed)



visiCUBE® TOP  
(closed)

## BOTTLE COOLERS



GD880  
(closed)



GD 381 ECO  
(closed)



GD 380 ECO  
(closed)



LF N 650  
(closed)



CM 850  
(closed)



Moderna NV 400  
(closed)



Impulse Cooler  
(open)

All Bottle Coolers available through



# We think Energy Efficiency to the end

## LABEL A Plug-in Cabinet Range



Areor® SD 1253 G



Areor® ST 1253 G

- ✓ Excellent energy efficiency
  - ✓ Return on investment
  - ✓ Technical innovation
- ... And more



**Reduce** your carbon footprint and energy costs. Naturally.



Areor® ST 1052 G

Label might change depending on configuration.



**Optimer® 0948 Low Front LG EVO**



**Optimer® 1948 Low Front LG EVO**



**Optimer® 1348 Low Front LG EVO**





# Counter-Islands

Store installation



Digital services

Counter-Islands

Multidecks

Vertical Freezers

Islands

Technical Information

Store installation

Compact Line 2026 29

# Areor® family

With the Areor® family you have the excellent solution to display your convenience products. All follow the same principle to deliver:



Excellent **product visibility**, thanks to the transparent superstructure – for an unobstructed view of the products



**Harmonized design** for the whole stepped range



Optimized **floor space usage** whether designed as a single, row or block layout



Helps **lower life-cycle costs** thanks to a sliding condensing unit improving maintenance & serviceability



**Different heights and lengths** available to fit your needs and preferences



**Flexible for daily use** thanks to an easy re-allocation



Closed configurations ensure **optimized cooling efficiency** and substantially **reduced daily energy consumption** versus open display cases, achieving Energy **Label A** for superior efficiency.

		Open		Closed	Open	Closed
Display levels	3	Areor® ST 1232 / 1241 	Areor® ST 1253 	Areor® ST 1253 G 	Areor® ST 1042 	Areor® ST 1052 G 
	2	Areor® SD 1241 	Areor® SD 1253 	Areor® SD 1253 G 		
	1	Areor® TT 1241 		Areor® TT 1251 G 	Areor® TT 1042 	Areor® TT 1052 G 
	1	Areor® 1241 		Areor® 1251 G 		
		1.3 x 1.1m*			1 x 1.1m*	

\* Approximate cabinet width x depth. For exact dimensions please check technical data sheet



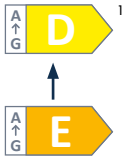
Store installation



Store installation

# Areor® Total Transparency

Highly transparent plug-in counter island for promotional sales



Areor® TT 1241

Areor® TT 1251G

## Benefits at a glance

- 360° product view due highly transparent superstructure
- Stylish aesthetics and cladding options for individual customization
- Robust and durable design for daily use
- Easy service and maintenance functions

Air COOL COOLtec




## Standard configuration

- Highly transparent, elegant glass superstructure with straight front and side glasses
- Plinth of galvanized steel with powder-coated finish, cabinet body inside and outside of PVC, outside and inside color black (RAL 9005)
- Stainless steel bumper, round or squared
- Sliding glass lids (Areor® TT 1251 G), rails and handle color black (RAL 9011)
- Night cover (Areor® TT 1241)
- Temperature-assured forced-air cooling with air outlet
- Sliding condensing unit
- Energy efficient fans
- Electronic controller
- Digital thermometer (solar)
- Factory installed castors
- Natural refrigerant R290 (propane)



Store installation. Cladding options allow for individual customization according to store layout.



Store installation. By arranging the counter islands side by side, a clear and continuous counter island can be created in the center of the store.




Store installation. The flexible, plug-in counter islands can be used in many places in the market.

## Customization

- LED lighting for handrail (Areor® TT 1251 G), light color Neutral White 4000K, Cool White 5700K, Fresh Red
- Multiplex kit, side-by-side (Areor® TT 1241)
- Wooden cladding
- Price rails, 40 or 60 mm
- Transparent product dividers
- Transparent product presenter, V or Z shaped
- Country specific mains cables
- Connectivity options to various store gateways
- Cabinet feet
- Remote CO<sub>2</sub> version

Color options		
F/M01	Exterior	RAL9005 (Jet Black)
F/M11	Plinth panel	CCR color range available
F/M35	Interior equipment	CCR color range available



Bramberg Pine      Natural Halifax Oak      Natural Bardolino  
\*Further cladding designs on request.

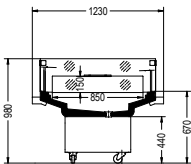
## Basic models

## Type code

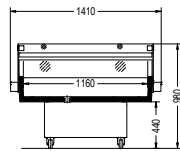
Areor®	TT	12	51	G
<b>Product name</b>				
<b>Name suffix:</b> TT = Total Transparency				
<b>Cabinet width:</b> 12 = 1265 mm (without bumper)				
<b>Temperature class:</b> 4 = 3H2 5 = 3M1				
<b>Revision index:</b> 1				
<b>Version:</b> G = Glass lids (closed version)				



### AirCOOL COOLtec

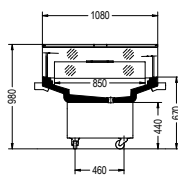


Areor® TT 1241  
(Side view)

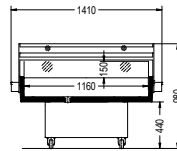


Areor® TT 1241  
(Front view)

### AirCOOL COOLtec



Areor® TT 1251 G  
(Side view)



Areor® TT 1251 G  
(Front view)

Areor® Total Transparency <sup>2</sup>	Unit	TT 1241	TT 1251 G
Temperature	[°C]	+2...+4	-1...+1
Refrigerant		R290 / CO <sub>2</sub> **	R290 / CO <sub>2</sub> **
Width (without / with bumper)	[mm]	1260 / 1410	1260 / 1410
Depth (without / with bumper)	[mm]	1080 / 1230	1080 / 1230
Height	[mm]	980	980
Volume	[l]	148	148
Total display area	[m <sup>2</sup> ]	1,56	1,56
Energy consumption***	[kWh/d]	5,20	5,40
Average heat dissipation	[W]	217	225
Temperature class*		H2	M1

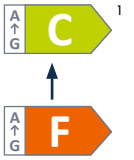
\* At climate class 3 according to ISO 23953 | \*\* Remote version (CO<sub>2</sub>) available, technical specifications upon request

\*\*\* Measured in accordance with the applicable EU delegated regulation

1 Energy Labels might change depending on cabinet configuration and are based on R290 plug-in refrigerant technology | 2 All technical data includes LED lighting consumption where applicable

# Areor®

Plug-in counter island for promotional sales



Areor® 1241

## Benefits at a glance

- High product visibility
- Robust and durable design for daily use
- Easy access to the goods
- Simplified service & maintenance

Air COOL



## Standard configuration

- Flat transparent superstructure with curved frontglasses and straight endwalls
- Plinth of galvanized steel with powder-coated finish, cabinet body inside and outside of PVC, outside and inside color black (RAL 9005)
- Sliding glass lids (Areor® 1251 G), rails and handle color black (RAL 9011)
- Night cover (Areor® 1241)
- Temperature-assured forced-air cooling with air outlet
- Sliding condensing unit
- Energy efficient fans
- Electronic controller
- Digital thermometer (solar)
- Factory installed castors
- Natural refrigerant R290 (propane)



By arranging the counter islands side by side, a clear and continuous counter island can be created in the center of the store.



The elegant, all-around stainless steel bumpers (squared or round) provide enhanced protection.



Store installation of Areor® 1241 side-by-side.

## Customization

- LED lighting for handrail (Areor® 1251 G), light color Neutral White 4000K, Cool White 5700K, Fresh Red
- Multiplex kit, side-by-side (Areor® 1241)
- Stainless-steel bumper, round or squared
- Transparent product dividers
- Transparent product presenter, V or Z shaped
- Country specific mains cables
- Connectivity options to various store gateways
- Cabinet feet
- Remote CO<sub>2</sub> version (Areor® 1251 G)

## Type code

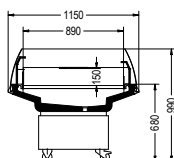
Areor®	12	51	G
<b>Product name</b>			
<b>Cabinet width:</b>	12 = 1335 mm		
<b>Temperature class:</b>	4 = 3H2 5 = 3M1		
<b>Revision index:</b>	1		
<b>Version:</b>	G = Glass lids (closed version)		

Paintable area	Color options
F/M01 Exterior	RAL9005 (Jet Black)
F/M11 Plinth panel	CCR color range available
F/M35 Interior equipment	



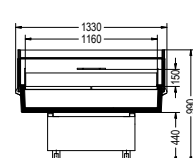
## Basic models

Air COOL

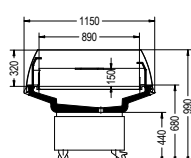


Areor® 1241  
(Side view)

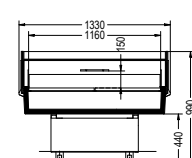
Air COOL



Areor® 1241  
(Front view)



Areor® 1251 G  
(Side view)



Areor® 1251 G  
(Front view)

Areor® <sup>2</sup>	Unit	1241	1251 G
Temperature	[°C]	+2...+4	-1...+1
Refrigerant		R290	R290 /CO <sub>2</sub> **
Width (without / with bumper)	[mm]	1330	1330
Depth	[mm]	1150	1150
Height	[mm]	990	990
Volume	[l]	155	155
Total display area	[m <sup>2</sup> ]	1,64	1,64
Energy consumption***	[kWh/d]	6,35	3,61
Average heat dissipation	[W]	265	150
Temperature class*		H2	M1

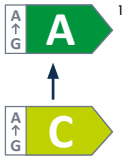
\* At climate class 3 according to ISO 23953

\*\* Remote version (CO<sub>2</sub>) available, technical specifications upon request | \*\*\* Measured in accordance with the applicable EU delegated regulation

1 Energy Labels might change depending on cabinet configuration and are based on R290 plug-in refrigerant technology | 2 All technical data includes LED lighting consumption where applicable

# Areor® Stepped Double

Highly transparent stepped plug-in counter-island for promotional sales



Areor® SD 1241

Areor® SD 1253

Areor® SD 1253 G

## Benefits at a glance

- Outstanding design and product visibility
- Excellent product presentation on two levels
- Block installation
- Easy service and maintenance functions

Air COOL COOLtec



## Standard configuration

- Low stepped superstructure with acrylic sidewalls and one adjustable glass shelf
- Sliding glass lids (SD G), rails and handle color black (RAL 9011)
- Temperature-assured forced-air cooling with air outlet
- Plinth of galvanized steel with powder-coated finish, sidewalls and front air deflectors of PVC, outside and inside color black (RAL 9005)
- Sliding condensing unit
- Energy efficient fans
- Electronic controller
- Digital thermometer (solar)
- Air cooled bottom deck
- Factory installed castors
- Natural refrigerant R290 (propane)



Store installation. Areor® SD 1253 in row with round connected stainless-steel bumpers.



Store installation. The low-level transparent superstructure offers both excellent product visibility and a good overview of the market.



Store installation. The fully transparent superstructure ensures an unobstructed product view.

## Customization

- Night cover (Areor® SD 1241 / 1253)
- LED lighting for canopy and shelves, light color Neutral White 40C Cool White 5700K, Fresh Red
- Price rails, 40 and 60 mm
- Wooden cladding
- Multiplex kit, side-by-side (Areor® SD 1241 / 1253) and back-to-back
- Stainless-steel bumper, round or squared
- Transparent product dividers
- Transparent product presenter, V or Z shaped
- Connectivity options to various store gateways
- Country specific mains cables
- Cabinet feet
- Remote CO<sub>2</sub> version (Areor® SD 1241)

Color options		
F/M01	Exterior	RAL9005 (Jet Black)
F/M11	Plinth panel	CCR color range available
F/M35	Interior equipment	

### Cladding options\*



Bramberg Pine      Natural Halifax Oak      Natural Bardolino

\*Further cladding designs on request.

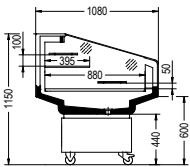
## Type code

Areor®	SD	12	53	G
<b>Product name</b>				
<b>Name suffix:</b> SD = Stepped Double (2 display levels incl. bottom deck)				
<b>Cabinet width:</b> 12 = 1290 mm (without bumper)				
<b>Temperature class:</b> 4 = 3M2 5 = 3M1				
<b>Revision index:</b> 1-3				
<b>Version:</b> G = Glass lids (closed)				

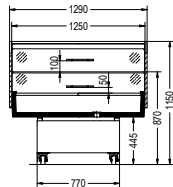


## Basic models

### Air COOL COOLtec

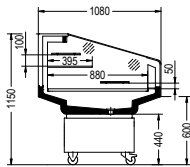


Areor® SD 1241  
(Side view)

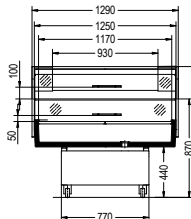


Areor® SD 1241  
(Front view)

### Air COOL

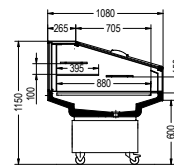


Areor® SD 1253  
(Side view)

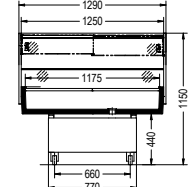


Areor® SD 1253  
(Front view)

### Air COOL



Areor® SD 1253G  
(Side view)



Areor® SD 1253G  
(Front view)

Areor® Stepped Double <sup>2</sup>	Unit	SD 1241	SD 1253	SD 1253G
Temperature	[°C]	0...+2	-1...+1	-1...+1
Refrigerant		R290 / CO <sub>2</sub> **	R290	R290
Width (without / with bumper)	[mm]	1290 / 1410	1290 / 1410	1290 / 1410
Depth (without / with bumper)	[mm]	1080 / 1150	1080 / 1150	1080 / 1150
Height	[mm]	1150	1150	1150
Volume	[l]	171	171	205
Total display area	[m <sup>2</sup> ]	2,29	2,29	2,02
Energy consumption***	[kWh/d]	10,32	10,84	2,37
Average heat dissipation	[W]	430	452	99
Temperature class*		M2	M1	M1

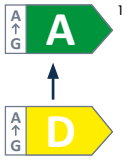
\* At climate class 3 according to ISO 23953 | \*\* Remote version (CO<sub>2</sub>) available, technical specifications upon request

\*\*\* Measured in accordance with the applicable EU delegated regulation

1 Energy Labels might change depending on cabinet configuration and are based on R290 plug-in refrigerant technology | 2 All technical data includes LED lighting consumption where applicable

# Areor® Stepped Tripple

Highly transparent stepped plug-in counter-island for promotional sales



## Benefits at a glance

- Outstanding design and product visibility
- Extended product presentation on three levels
- Block installation
- Easy service and maintenance functions

Air COOL COOLtec



## Standard configuration

- High stepped superstructure with acrylic sidewalls and two adjustable glass shelves
- Sliding glass lids (Areor® ST 1253 G), rails and handle color black (RAL 9011)
- Temperature-assured forced-air cooling with air outlet
- Plinth of galvanized steel with powder-coated finish, sidewalls and front air deflectors of PVC, outside and inside color black (RAL 9005)
- Sliding condensing unit
- Energy efficient fans
- Electronic controller
- Digital thermometer (solar)
- Air cooled bottom deck
- Factory installed castors
- Natural refrigerant R290 (propane)



Store installation. Areor® ST 1253 G with optimized energy consumption in daily operation - awarded energy label A for outstanding efficiency. Custom-fitted wooden cladding.



Store installation. LED lighting for the canopy and shelves, combined with a selection of product presenters, ensures an attractive product presentation.




Store installation. By arranging the cabinets side by side and back to back, a homogen and continuous self-service counter island can be created in the center of the store.

## Customization

- Night cover (Areor® ST 1232 / 1241 / 1253)
- LED lighting for canopy and shelves, light color Neutral White 4000K, Cool White 5700K, Fresh Red
- Price rails, 40 and 60 mm
- Wooden cladding
- Multiplex kit, side-by-side (Areor® ST 1232 / 1241 / 1253) and back-to-back
- Stainless-steel bumper, round or square
- Transparent product dividers
- Transparent product presenter, V or Z shaped
- Connectivity options to various store gateways
- Country specific mains cables
- Cabinet feet
- Remote CO<sub>2</sub> version (Areor® ST 1232 / 1241)

Color options		
F/M01	Exterior	RAL9005 (Jet Black)
F/M11	Plinth panel	CCR color range available
F/M35	Interior equipment	

### Cladding options\*

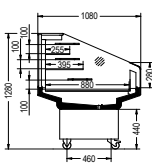


Bramberg Pine      Natural Halifax Oak      Natural Bardolino

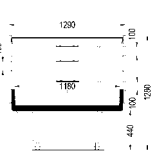
\*Further cladding designs on request.

## Basic models

### Air COOL COOLtec

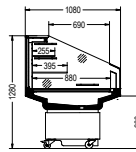


Areor® ST 1232  
(Side view)

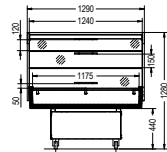


Areor® ST 1232  
(Front view)

### Air COOL COOLtec

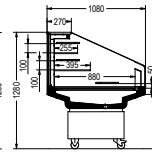


Areor® ST 1241  
(Side view)

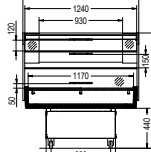


Areor® ST 1241  
(Front view)

### Air COOL

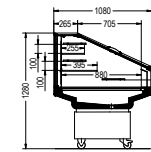


Areor® ST 1253  
(Side view)

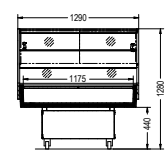


Areor® ST 1253  
(Front view)

### Air COOL



Areor® ST 1253 G  
(Side view)



Areor® ST 1253 G  
(Front view)

Areor® Stepped Triple <sup>2</sup>	Unit	ST 1232	ST 1241	ST 1253	ST 1253 G
Temperature	[°C]	+2...+4	0...+2	-1...+1	-1...+1
Refrigerant		R290 / CO <sub>2</sub> **	R290 / CO <sub>2</sub> **	R290	R290
Width (without / with bumper)	[mm]	1290 / 1410	1290 / 1410	1290 / 1410	1290 / 1410
Depth (without / with bumper)	[mm]	1080 / 1150	1080 / 1150	1080 / 1150	1080 / 1150
Height	[mm]	1280	1280	1280	1280
Volume	[l]	261	245	245	254
Total display area	[m <sup>2</sup> ]	2,80	2,71	2,71	2,66
Energy consumption***	[kWh/a]	13,80	11,53	12,64	3,53
Average heat dissipation	[W]	575	480	526	147
Temperature class*		H2	M2	M1	M1

\* At climate class 3 according to ISO 23953 | \*\* Remote version (CO<sub>2</sub>) available, technical specifications upon request

\*\*\* Measured in accordance with the applicable EU delegated regulation

1 Energy Labels might change depending on cabinet configuration and are based on R290 plug-in refrigerant technology | 2 All technical data includes LED lighting consumption where applicable


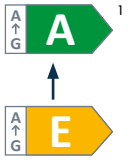
## Type code

Areor®	ST	12	53	G
<b>Product name</b>				
<b>Name suffix:</b>	ST = Stepped Triple (3 display levels incl. bottom deck)			
<b>Cabinet width:</b>	12 = 1290 mm (without bumper)			
<b>Temperature class:</b>	4 = 3M2 5 = 3M1			
<b>Revision index:</b>	1-3			
<b>Version:</b>	G = Glass lids (closed)			



# Areor® Compact Size Total Transparency / Stepped Triple

Highly transparent flat or stepped plug-in counter-islands in compact size



## Benefits at a glance

- Excellent product visibility
- Flexible & compact size for all areas
- Flat or stepped & open or closed design
- Easy service and maintenance functions

Air COOL



## Standard configuration

- High stepped superstructure with acrylic sidewalls (Areor® ST) and two adjustable glass shelf or flat superstructure with glass sidewalls (Areor® TT)
- Sliding glass lids (Areor® TT 1052 G / ST 1052 G), rails and handle color black (RAL 9011)
- Stainless-steel bumper, squared
- Temperature-assured forced-air cooling with air outlet
- Plinth of galvanized steel with powder-coated finish, outside and inside color black (RAL 9005)
- Sliding condensing unit
- Energy efficient fans
- Electronic controller
- Digital thermometer (solar)
- Air cooled bottom deck
- Factory installed castors
- Natural refrigerant R290 (propane)



Store installation. Areor® ST 1042 offers optimal presentation of convenience food on multiple levels in a limited space.



Store installation. The additional solar thermometer and the stainless steel bumper all-around are part of the standard equipment.



Store installation. The closed versions offer not only better energy efficiency but also a better temperature class for greater flexibility.

## Customization


- Night cover (Areor® TT 1042 / ST 1042)
- LED lighting for canopy and shelves (Areor® ST 1042 / ST 1052 G), light color Neutral White 4000K, Cool White 5700K, Fresh Red
- Price rails, 40 and 60 mm
- Wooden cladding
- Transparent product dividers
- Transparent product presenter, V or Z shaped
- Connectivity options to various store gateways
- Country specific mains cables
- Cabinet feet

## Type code

Areor®	TT	10	52	G
<b>Product name</b>				
<b>Name suffix:</b> TT = Total Transparency ST = Stepped Triple				
<b>Cabinet width:</b> 10 = ~1000 mm (with bumper)				
<b>Temperature class:</b> 4 = 3M2 5 = 3M1				
<b>Revision index:</b> 2				
<b>Version:</b> G = Glass lids (closed)				

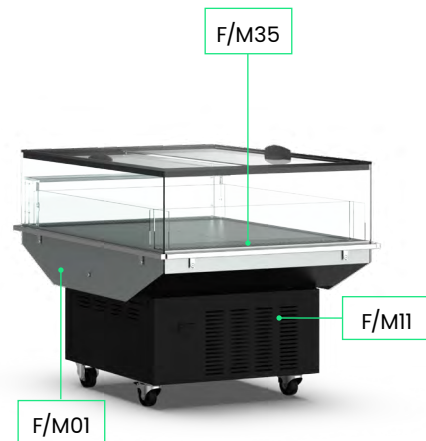
Color options		
F/M01	Exterior	RAL9005 (Jet Black)
F/M11	Plinth panel	CCR color range available
F/M35	Interior equipment	CCR color range available

### Cladding options\*



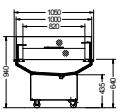
Bramberg Pine      Natural Halifax Oak      Natural Bardolino

\*Further cladding designs on request.



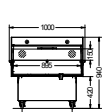
## Basic models

Air COOL



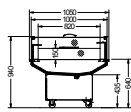
Areor® TT 1042  
(Side view)

Air COOL

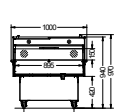


Areor® TT 1042  
(Front view)

Air COOL

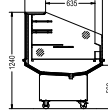


Areor® TT 1052 G  
(Side view)

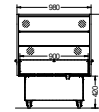


Areor® TT 1052 G  
(Front view)

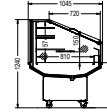
Air COOL



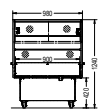
Areor® ST 1042  
(Side view)



Areor® ST 1042  
(Front view)



Areor® ST 1052 G  
(Side view)



Areor® ST 1052 G  
(Front view)

Areor® Compact Size <sup>2</sup>	Unit	TT 1042	TT 1052 G	ST 1042	ST 1052 G
Temperature	[°C]	+2...+4	-1...+1	0...+2	-1...+1
Refrigerant		R290	R290	R290	R290
Width (with bumper)	[mm]	1000	1000	1020	1020
Depth (with bumper)	[mm]	1050	1050	1045	1045
Height	[mm]	940	940	1240	1240
Volume	[l]	110	110	213	213
Total display area	[m²]	1,25	1,25	2,22	2,08
Energy consumption**	[kWh/a]	5,54	4,70	7,75	3,47
Average heat dissipation	[W]	231	196	323	145
Temperature class*		H2	M1	M2	M1

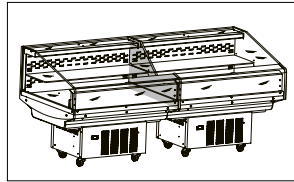
\* At climate class 3 according to ISO 23953 | \*\* Measured in accordance with the applicable EU delegated regulation

1 Energy Labels might change depending on cabinet configuration and are based on R290 plug-in refrigerant technology | 2 All technical data includes LED lighting consumption where applicable

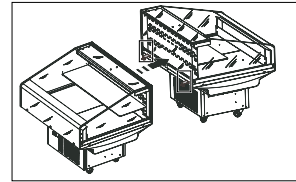
# Areor® Customization



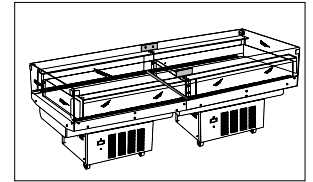
Country specific mains cable



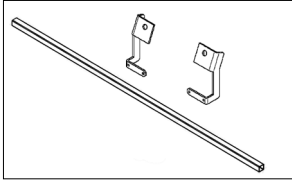
Side-by-side kit  
(Areor® Stepped)



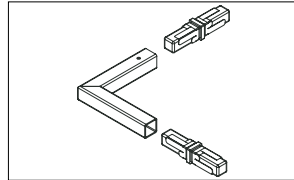
Back-to-back kit  
(Areor® Stepped)



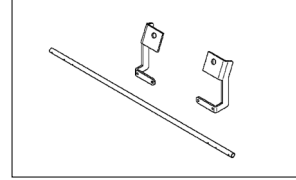
Side-by-side kit  
(Areor®, Areor® TT)



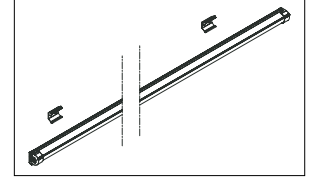
Stainless-steel bumper,  
squared



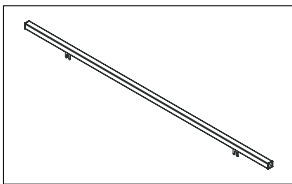
Corner piece for stainless-  
steel bumper, squared or  
round



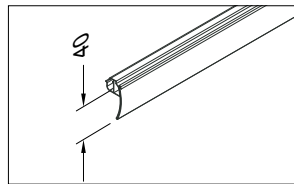
Stainless-steel bumper,  
round



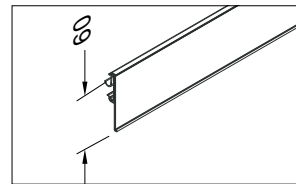
Smart LED, handrail, shelf  
and canopy lighting



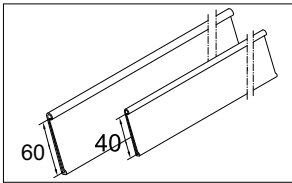
Stainless-steel bumper  
squared (Areor® Compact  
Size)



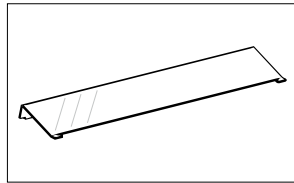
Scanner pricing rail display  
shelf, 40 mm



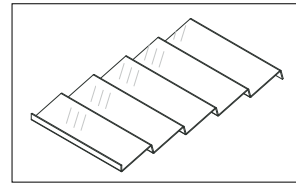
Scanner pricing rail display  
shelf, 60 mm



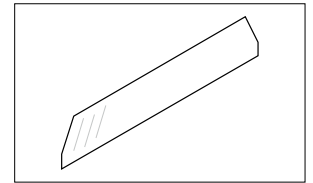
Adhesive scanner pricing  
rail front, 40, 60 mm



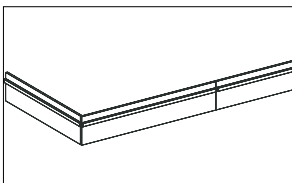
Product presenter  
transparent, V-shape  
(set: 5pcs.)



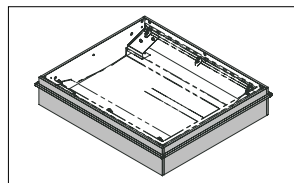
Product presenter  
transparent, Z-shape  
(set: 2pcs.)



Transparent divider  
front-back



Cladding multiplex options



Cladding panels incl.  
stainless steel bumper  
all-around



Store installation.



Store installation.

# Multidecks

Store installation

# GEKÜHLTE GETRÄNKE



Digital services

Counter-Islands

Multidecks

Vertical Freezers

Islands

Technical Information

Store installation

Compact Line 2026 45

# Optimer® Low Front LG EVO



Energy optimized plug-in multideck with maximized display area



**Air** COOL

## Benefits at a glance

- Excellent energy efficiency leading to label A
- Quick return on investment
- Plug & play connectivity options to various store gateways
- 3M1 temperature class for a wide product range

## Standard configuration

- Painted panels galvanized steel with hard-wearing powder coated finish, FA0605 white interior, FA0633 nimbus grey exterior
- Horizontal stripe in the canopy panel as unique design marker to distinguish Optimer® LG EVO from normal Optimer® LG
- Panorama endwalls
- Integrated plastic front bumper, FA0632 statusgrey
- Temperature-assured forced-air cooling with honeycomb air outlet
- Energy efficient fans
- 5 Display shelves and 40 mm scanner price rails at shelves and at bottom deck
- Premium LED 4000 K neutral white canopy lighting
- Double glass door, tempered
- Electronic controller
- Sliding condensing unit
- Condenser filter
- Floor close-off seal at both lateral sides and front side
- Natural refrigerant R290 (propane)



Optimer® 1348 LG EVO<sup>2</sup>



Optimer® 1348 LG EVO<sup>2</sup>



Optimer® 1348 LG EVO<sup>2</sup>

<sup>2</sup> Images AI generated; final product may vary slightly

## Customization

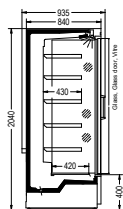
- Transparent doors with or without antireflex coating
- Solid endwalls or no endwalls for multiplexing
- Multiplex kits: side by side kit and transparent plexi partition, back to back kit and side covers, possible up to 2\*X block installations
- Rear wall panelling
- Regural castors or heavy duty castors with reinforced bottom
- Top mirror and lateral mirror trim covers
- Sound absorbing package
- Display baskets and wire dividers
- Double side painted display shelves
- Heavy duty display shelves
- Price rail holder versions
- 50 or 100 mm plexi or wire risers for display shelves (front stop)
- LED selection for vertical or horizontal shelf and front shelf lighting
- Country specific mains cable
- Connectivity options to various store gateways
- Ambient light sensor for automatic light on / off switch
- Inox visible panels, corrosion protection kit, inox return air grill
- Endwall front profile extension kit

## Type code

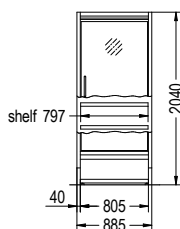
Optimer®	19	48	L	G	EVO
<b>Product name</b>					
<b>Cabinet width:</b> 09 = 885 mm (1 door) 13 = 1250 mm (2 door) 19 = 1875 mm (3 door)					
<b>Temperature class:</b> <b>closed version:</b> 4 = 3MI <b>Revision index:</b> 8					
<b>Front design:</b> L = Low front					
<b>Version:</b> G = Glass door (closed version)					
<b>Product name suffix</b>					

## Basic models

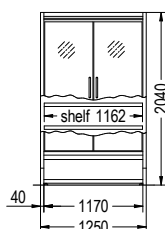
### Air COOL



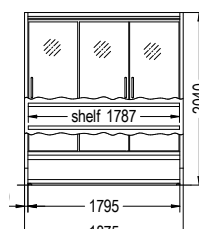
Optimer® LG EVO  
(Side view)



Optimer® 0948 LG EVO  
(Front view)



Optimer® 1348 LG EVO  
(Front view)



Optimer® 1948 LG EVO  
(Front view)

Optimer® Low Front LG EVO <sup>2</sup>	Unit	0948 LG EVO	1348 LG EVO	1948 LG EVO
Temperature	[°C]	-1...+1	-1...+1	-1...+1
Refrigerant		R290	R290	R290
Width	[mm]	885	1250	1875
Depth	[mm]	840	840	840
Height	[mm]	2040	2040	2040
Volume	[l]	521	758	1163
Total display area	[m <sup>2</sup> ]	2,30	2,88	3,89
Energy consumption**	[kWh/d]	3,46	4,14	5,41
Average heat dissipation	[W]	144	173	225
Temperature class*		M1	M1	M1

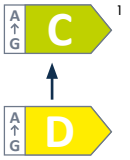
\* At climate class 3 according to ISO 23953 | \*\* Measured in accordance with the applicable EU delegated regulation

1 Energy Labels might change depending on cabinet configuration and are based on R290 plug-in refrigerant technology

2 All technical data includes LED lighting consumption where applicable consumption where applicable

# Optimer® Low Front LG

Refrigerated plug-in multideck with maximized display area



Air COOL COOLtec

## Benefits at a glance

- Wide range of options and features - customizable for your store layout
- Plug & play connectivity options to various store gateways
- 3M1 temperature class for a wide product range
- Smart pricing tailored to every need

## Standard configuration

- Painted panels galvanized steel with hard-wearing powder coated finish, FA0605 white interior, FA0633 nimbus grey exterior
- Panorama endwalls
- Integrated plastic front bumper, FA0632 statusgrey
- Temperature-assured forced-air cooling with honeycomb air outlet
- Energy efficient fans
- 5 Display shelves and 40 mm scanner price rails at shelves and at bottom deck
- Premium LED 4000 K neutral white canopy lighting
- Double glass door, tempered
- Electronic controller
- Sliding condensing unit
- Floor close-off seal at both lateral sides and front side
- Natural refrigerant R290 (propane)



Optimer® TLG



Optimer® 1348 LG<sup>2</sup>



Store installation

<sup>2</sup> Images AI generated; final product may vary slightly

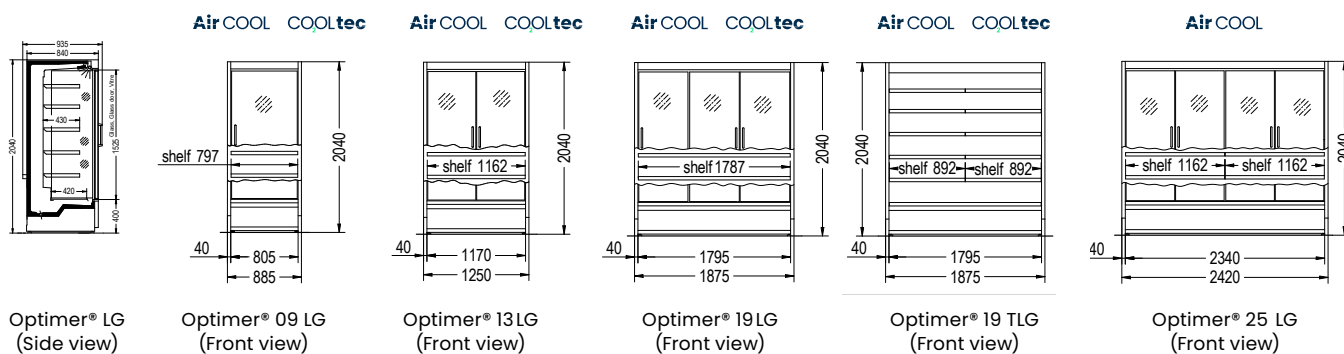
## Customization

- Transparent doors with or without antireflex coating, sliding door
- Solid endwalls or no endwalls for multiplexing
- Multiplex kits: side by side kit and transparent plexi partition, bac to back kit and side covers, possible up to 2\*X block installations
- Rear wall panelling
- Regural castors or heavy duty castors with reinforced bottom
- Top mirror and lateral mirror trim covers
- Sound absorbing package
- Display baskets and wire dividers
- Price rail versions for bottom shelf
- Double side painted display shelves
- Heavy duty display shelves
- Price rail holder versions
- 50 or 100 mm plexi or wire risers for display shelves (front stop)
- LED selection for vertical or horizontal shelf and front shelf lighting
- Country specific mains cable
- Connectivity options to various store gateways
- Motoric night blind
- Ambient light sensor for automatic light on / off switch, and motoric blind management
- Inox visible panels, corrosion protection kit, inox return air grill
- Endwall front profile extension kit

## Type code

	Optimer®	19	48	L	G
<b>Product name</b>					
<b>Cabinet width:</b>					
09 = 885 mm (1 door)					
13 = 1250 mm (2 door)					
19 = 1875 mm (3 door)					
25 = 2500 mm (4 door)					
<b>Temperature class:</b>					
<b>closed version:</b> 4 = 3Ml					
<b>Revision index:</b> 8					
<b>Front design:</b>					
T = 2 rows of shelves					
L = Low front					
<b>Version:</b> G = Glass door (closed version)					

## Basic models



Optimer® Low Front LG <sup>2</sup>	Unit	0948 LG	1348 LG	1948 LG	1948 TLG	2548 LG
Temperature	[°C]	-1...+1	-1...+1	-1...+1	-1...+1	-1...+1
Refrigerant		R290 / CO <sub>2</sub> *	R290 / CO <sub>2</sub> *	R290	R290 / CO <sub>2</sub> *	R290
Width	[mm]	885	1250	1875	1875	2420
Depth	[mm]	840	840	840	840	840
Height	[mm]	2040	2040	2040	2040	2040
Volume	[l]	521	758	1163	1163	1516
Total display area	[m <sup>2</sup> ]	2,30	2,88	3,89	3,89	4,75
Energy consumption***	[kWh/d]	8,90	12,80	18,20	15,86	25,60
Average heat dissipation	[W]	371	533	758	661	1067
Temperature class*		M1	M1	M1	M1	M1

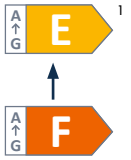
\* Remote version (CO<sub>2</sub>) available, technical specifications upon request. | \*\* At climate class 3 according to ISO 23953

\*\*\* Measured in accordance with the applicable EU delegated regulation

1 Energy Labels might change depending on cabinet configuration and are based on R290 plug-in refrigerant technology | 2 All technical data includes LED lighting consumption where applicable

# Optimer® Low Front

Refrigerated plug-in multideck with maximized display area



Air COOL COOLtec

## Benefits at a glance

- Wide range of options and features – customizable for your store layout
- Plug & play connectivity options to various store gateways
- 3M1 temperature class for a wide product range
- Smart pricing tailored to every need

## Standard configuration

- Painted panels galvanized steel with hard-wearing powder coated finish, FA0605 white interior, FA0633 nimbus grey exterior
- Panorama endwalls
- Integrated plastic front bumper, FA0632 statusgrey
- Temperature-assured forced-air cooling with honeycomb air outlet
- Energy efficient fans
- 5 Display shelves and 40 mm scanner price rails at shelves and at bottom deck
- Premium LED 4000 K neutral white canopy lighting
- Manual night blind
- Electronic controller
- Sliding condensing unit
- Floor close-off seal at both lateral sides and front side
- Natural refrigerant R290 (propane)



Optimer® TL



Store installation



Optimer® 1348 L<sup>2</sup>

<sup>2</sup> Images AI generated; final product may vary slightly

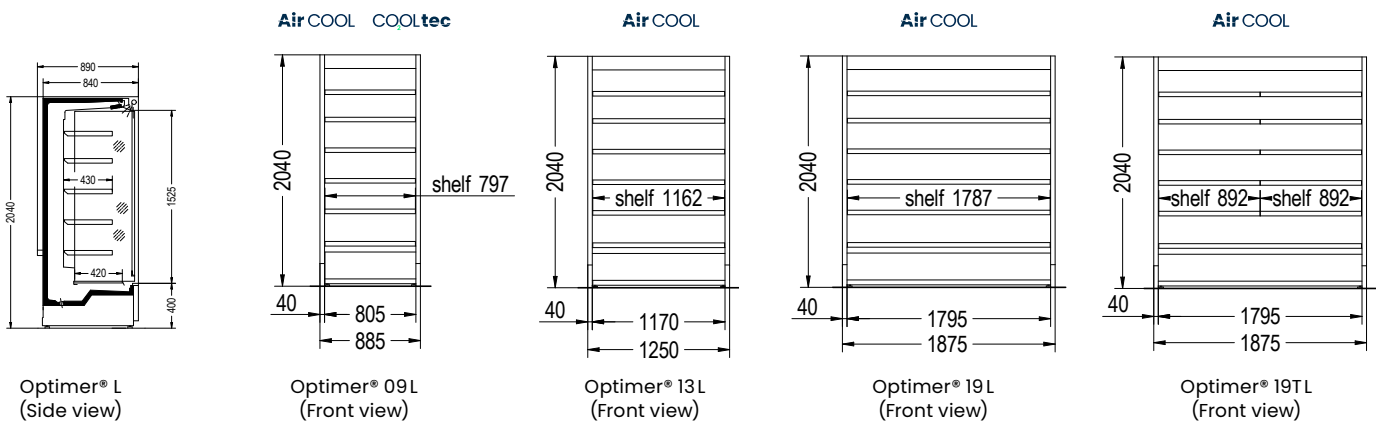
## Customization

- Solid endwalls or no endwalls for multiplexing
- Multiplex kits: side by side kit and transparent plexi partition, bac to back kit and side covers, possible up to 2\*X block installations
- Rear wall panelling
- Regural castors or heavy duty castors with reinforced bottom
- Top mirror and lateral mirror trim covers
- Sound absorbing package
- Display baskets and wire dividers
- Price rail versions for bottom shelf
- Double side painted display shelves
- Heavy duty display shelves
- Price rail holder versions
- 50 or 100 mm plexi or wire risers for display shelves (front stop)
- LED selection for vertical or horizontal shelf and front shelf lighting
- Country specific mains cable
- Connectivity options to various store gateways
- Motoric night blind
- Ambient light sensor for automatic light on / off switch, and motoric blind management
- Inox visible panels, corrosion protection kit, inox return air grill
- Endwall front profile extension kit

## Type code

Product name	Optimer®	19	48	L
Cabinet width:				
09 = 885 mm (1 door)				
13 = 1250 mm (2 door)				
19 = 1875 mm (3 door)				
Temperature class:				
closed version: 4 = 3Ml				
Revision index: 8				
Front design:				
T = 2 rows of shelves				
L = Low front				

## Basic models



Optimer® Low Front	Unit	0948L	1348L	1948L	1948 TL
Temperature	[°C]	0...+2	0...+2	0...+2	0...+2
Refrigerant		R290 / CO <sub>2</sub> *	R290	R290	R290
Width	[mm]	885	1250	1875	1875
Depth	[mm]	840	840	840	840
Height	[mm]	2040	2040	2040	2040
Volume	[l]	521	758	1516	1163
Total display area	[m <sup>2</sup> ]	2,30	2,88	3,89	3,89
Energy consumption***	[kWh/d]	21,60	21,18	35,11	32,38
Average heat dissipation	[W]	958	883	1463	1349
Temperature class**		M2	M2	M2	M2

\* Remote version (CO<sub>2</sub>) available, technical specifications upon request. Please note: Optimer® 0948L CO<sub>2</sub> only available for export market outside EU

\*\* At climate class 3 according to ISO 23953 | \*\*\* Measured in accordance with the applicable EU delegated regulation

1 Energy Labels might change depending on cabinet configuration and are based on R290 plug-in refrigerant technology

# Optimer® Low Front Colors



Available colors		
F/M01	Exterior	CCR color range available
F/M02	Canopy Panel	Automatical based on F/M01
F/M03	Endwall External	CCR color range available
F/M29	Endwall Frame (Plastic Gaskets In Case Of The Panorama Endwall)	FA0632 stratusgrey or FA9005 Deep Black
F/M07	Decor Front Panel	FA0632 stratusgrey, FA0394 Deep Black, FA7016 Anthracite
F/M12	Kickplate	CCR color range available
F/M13	Rear Wall Panel (Optional)	Automatical based on F/M01
F/M15	Gap Cover (Optional)	Automatical based on F/M01
F/M24	Floor Close Off Seal	Automatical based on F/M01
F/M35	Interior Equipment	CCR color range available
F/M36	Ceiling Panelling	Automatical based on F/M35
F/M37	Air Baffle Plate	Automatical based on F/M35
F/M38	Display Shelves	CCR color range available
F/M39	Bottom Deck	Automatical based on F/M35
F/M40	Return Air Grille	FA9006 White Aluminium, FA0605 signalwhite, FA9005 Deep Black, CRNI
F/M04	Endwall Internal	FA9005 Deep Black, FA0369 herlitgrey, FA0117 white
F/M90	Grid, Wire, Divider, Basket	FA0605 signalwhite, FA9005 Deep Black, FA9006 whitealuminium
F/M58	Price Rail For Display Shelves	
F/M78	Price Rail Bottom Deck	FA0605 signalwhite, FA9005 Deep Black, FA01 66 cristal grey

# Optimer® Low Front door versions

## Default OEM door



## 3 handle color possibilities



**Standard handle**  
FA 0633  
Nimbus Grey



**Optional handle**  
Transparent

## Optional transparent door

available in 2 versions

- with antireflex coating
- without antireflex coating



**Optional handle**  
FA 0631  
Cirrus Grey

## 3 handle color possibilities



**Standard handle**  
FA 0633  
Nimbus Grey



**Optional handle**  
Transparent

## Optional sliding door

available for size 13

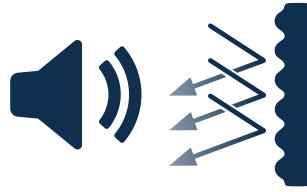


**Optional handle**  
FA 0631  
Cirrus Grey

# Optimer® Low Front / LG / LG EVO Accessories



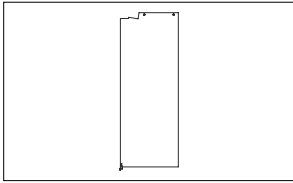
Country specific mains cable



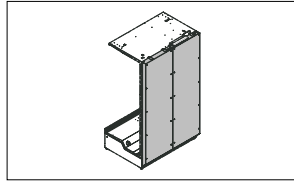
Sound absorbing package (LG only)



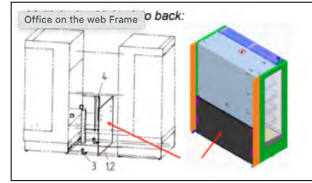
Panorama endwall Internally mirrored endwall



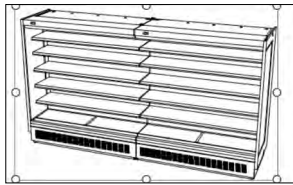
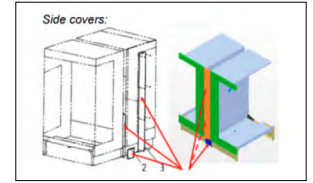
Partition, transparent, on cabinet joint



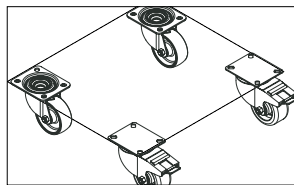
Rear wall panelling painted for centre siting



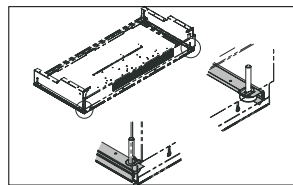
Multiplex kits: side by side kit and transparent plexi partition, back to back kit and side covers, possible up to 2\*X block installations



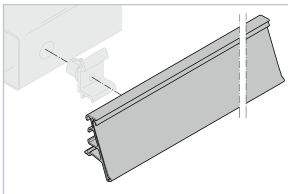
Multiplex kits: side by side



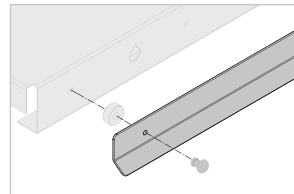
Regular castors or heavy-duty castors with reinforced bottom



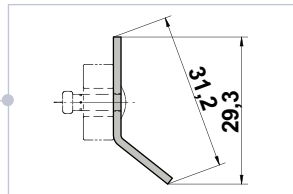
Floor close of seal front & side



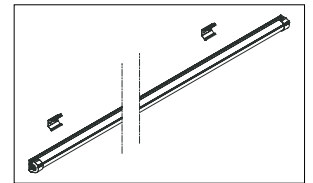
Scanner pricing rail 40mm



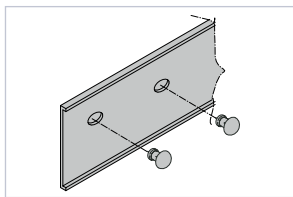
Pricing rail holder, Form R (ESL), Fig. 1



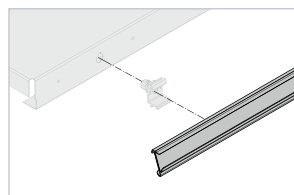
Pricing rail holder, Form R (ESL), Fig. 2



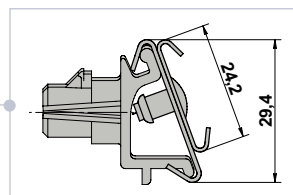
Smart LED, shelf lighting



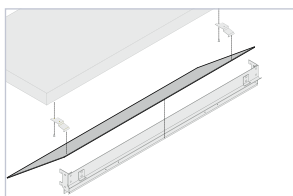
Pricing rail holder, ALU, 58mm



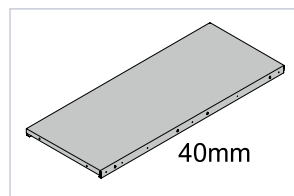
Pricing rail for electronic marking, Form F (ESL), Fig. 1



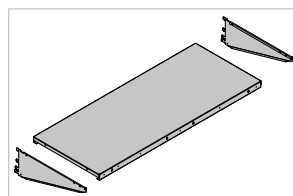
Pricing rail for electronic marking, Form F (ESL), Fig. 2



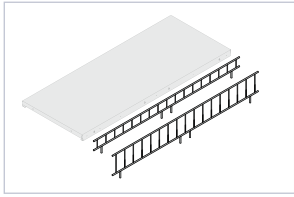
: Mirror 330 mm



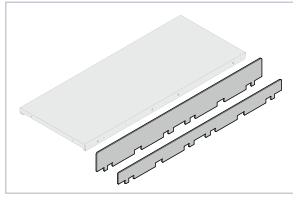
Display shelf / single side coating / Crni (brushed/ mirrored) 430 mm



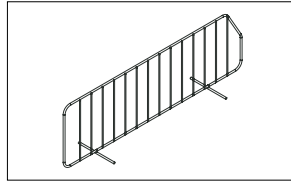
Heavy duty shelf 430mm



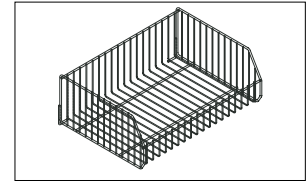
Wire fence 50, 100 mm



Glass fence 50, 100 mm



Wire divider for shelves,  
165 mm




Set of baskets for shelves

**Inox Customization:**


Mirrored or brushed inox visible panels

Brushed inox panels under the bottom deck

Inox return air grill: 20250806\_093729.jpg



Mirrored inox panels



Brushed inox panels

# Vertical Freezers

Store installation



Digital services

Counter-islands

Multidecks

Vertical Freezers

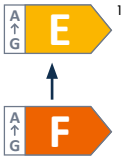
Islands

Technical Information

Store installation

# Velando® Compact Space

Cutting edge deep-freeze solution for supermarkets and C-stores



**Air COOL**

## Benefits at a glance

- High-quality performance and reliability for your frozen food area
- Performance redefined with CCR's high performance air curtain and evaporator air flow technology
- Harmonised exterior design with Optimer® LG EVO chiller multideck
- Large visible area
- Plug & play for remote monitoring with connectivity to various store gateways
- Wide range of application: freezer and chiller mode

## Standard configuration

- Painted panels galvanized steel with hard-wearing powder coated finish, FA0605 white interior, FA0633 nimbus grey exterior
- Door frame natural (silver) E6 EV1
- Solid endwalls
- Integrated plastic front bumper, FA0632 statusgrey
- Temperature-assured forced-air cooling with honeycomb air outlet
- Energy efficient fans
- 4 rows of standard grid shelves with display covers and 40 mm scanner price rails at shelves and at bottom deck
- Vertical smart LED 5000 K cool white at endwalls and behind each mullions
- Floor close-off seal at both lateral sides and front side
- Triple glass doors with heated frame
- Electronic controller
- Natural refrigerant R290 (propane)



Velando® CS LG<sup>2</sup>



Velando® CS LG<sup>2</sup>



Velando® CS LG<sup>2</sup>

<sup>2</sup> Images AI generated; final product may vary slightly

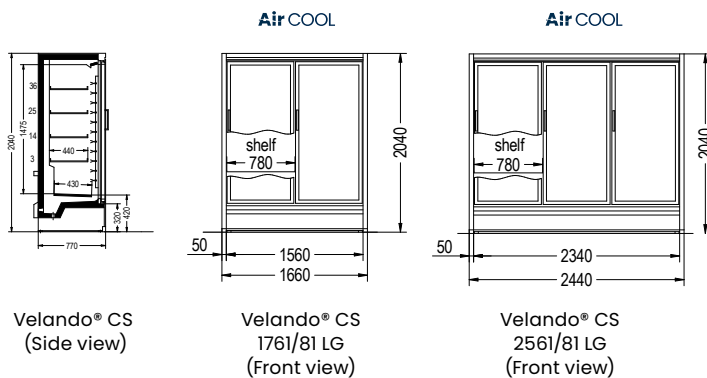
## Customization

- Panorama endwalls or no endwalls for multiplexing
- Multiplex kits: side by side kit and transparent plexi partition, back to back kit and side covers, possible up to 2\*X block installations
- Rear wall panelling
- Heavy duty castors with reinforced bottom
- Display baskets and wire dividers
- Price rail versions
- Special short display shelf to lowest position
- Country specific mains cable
- Connectivity options to various store gateways
- Air deflector in cooling unit for better air circulation
- Reverse the direction of door opening
- Up to 6 rows of display shelves

## Type code

Velando®	CS	25	61/81	L	G
<b>Product name</b>					
<b>Name suffix:</b> CS = Compact Space					
<b>Cabinet width:</b> 17 = 1662mm (2 doors) 25 = 2443mm (3 doors)					
<b>Temperature class:</b> 6 = 3M0 8 = 3LI					
<b>Revision index:</b> 1					
<b>Front design:</b> L = Low front					
<b>Version:</b> G = Glass door					

## Basic models



Velando® CS 2561/81 LG

Velando® CS <sup>2</sup>	Unit	1761/81 LG	2561/81 LG	1781 LG	2581 LG
Storage Temperature	[°C]	-2...0 -22...-24		-22...-24	-22...-24
Refrigerant		R290	R290	R290	R290
Module length with endwalls	[mm]	1662	2443	1662	2443
Cabinet depth	[mm]	770	770	770	770
Height outside	[mm]	2040	2040	2040	2040
Net volume	[l]	1013	1519	1013	1519
Total display area*	[m <sup>2</sup> ]	3,32	4,36	3,32	4,36
Total energy consumption****	[kWh/d]				
Freezer mode		40,75	52,91	40,75	52,91
Chiller mode		27,19	40,4		
Heat dissipation***	[W]				
Freezer mode		1698	2205	1698	2205
Chiller mode		1133	1683		
Temperature class**		M0 / LI	M0 / LI	LI	LI

\* With panorama sidewalls | \*\* At climate class 3 according to ISO 23953 | \*\*\* With solid endwalls | \*\*\*\* measured in accordance with the applicable EU delegated regulation  
 1 Energy Labels might change depending on cabinet configuration and are based on R290 plug-in refrigerant technology  
 2 All technical data includes LED lighting consumption where applicable consumption where applicable

# Velando® Compact Space Customization



Color options		
F/M01	Exterior	CCR color range available
F/M12	Kickplate	CCR color range available
F/M35	Interior equipment	CCR color range available
F/M40	Return air grille	CCR color range available
F/M04	Endwall internal	FA9005 (Deep Black), fa0605 (white)
F/M58	Price rail for display shelf	FA6005 (Signal White), fa9005 (Deep Black), fa9006 (White Aluminium)
F/M78	Price rail bottom deck	FA6005 (Signal White), fa9005 (Deep Black), fa9006 (White Aluminium)
F/M90	Grid/wire/divider/basket	FA6005 (Signal White), fa9005 (Deep Black), fa9006 (White Aluminium)
F/M07	Decor front panel	FA0632 (stratus grey), FA9005 (Deep Black), FA7016 (Anthracite),

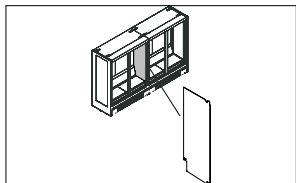
# Velando® CS Accessories



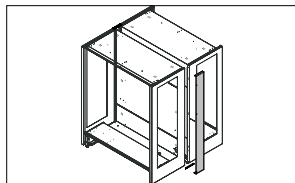
Country specific mains cable



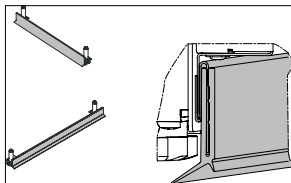
Endwall left / right,  
non-glazed



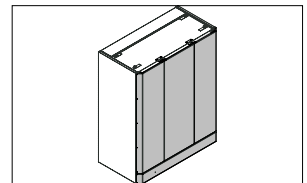
Partition, transparent, on  
cabinet joint



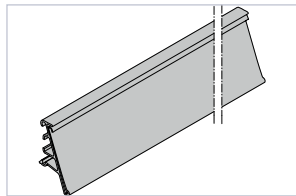
Back-to-back installation /  
Gap cover incl. exhaust air  
separation



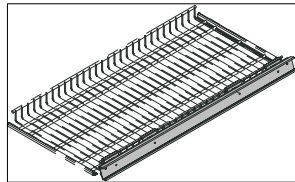
Floor close-off seal, front,  
left and right



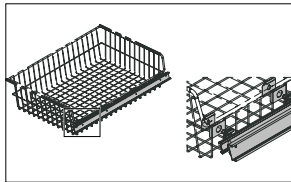
Rear wall panelling painted  
for centre siting



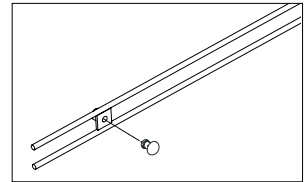
Scanner pricing rail 40mm



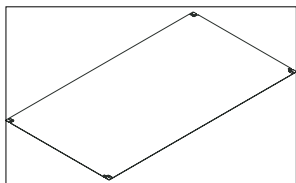
Holder Price rail elec.  
marking



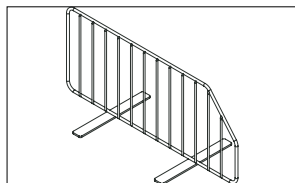
Holder Price rail for basket



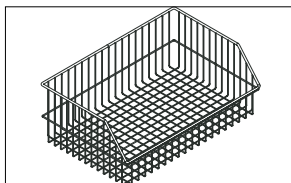
Holder for pricing tags for  
display shelf



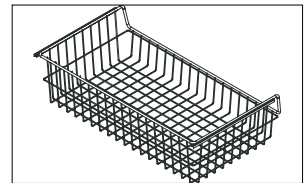
Painted wire shelf cover



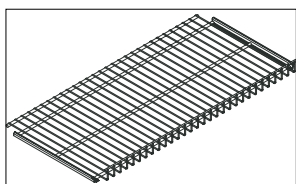
Wire divider for wire shelf



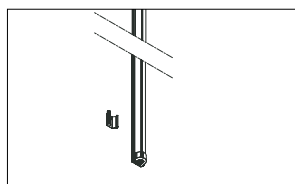
Wire basket bottom



Wire basket, 440mm



Wire shelf 440mm



Smart LED, mullion

# Top Freezer

Advanced solution to extend the chest freezers



Top Freezer 2585G



**Air COOL**

## Benefits at a glance

- Environmentally eco-conscious design using natural refrigerant
- Energy efficient
- Large display area and product visibility
- Optimized floor space
- Excellent combination with Chest Freezers

## Standard configuration

- Internal panels galvanized steel with hard-wearing RAL 9003 white powder-coated finish.
- External panels galvanized steel with hard-wearing RAL 7045 grey powder-coated finish
- Triple glass doors, tempered
- Energy efficient fans
- Temperature-assured air-forced cooling with honeycomb air outlet
- Variable speed drive compressor
- 1 row of wire shelves
- Vertical lighting LED
- Electronic controller
- Telescopic rack for easy installation
- Natural refrigerant R290 (propane)



Store installations



Store installations



Store installations

## Customization

- Holder for additional top cover front, right, left
- Fitting kit Installation back to back, to solid wall or to light wall
- Cladding left, right, middle
- Cladding back to back master side, middle, stand alone, slave
- LED canopy and vertical
- Additional row of wire shelves
- Divider, bottom, 150mm
- Divider wire shelf, 150 mm
- Connectivity options to various store gateways
- Country specific mains cable

## Type code

**Top Freezer** **21** **85** **G**


**Product name**

**Cabinet width:**  
21 = 2100mm (3 doors)  
25 = 2500mm (4 doors)

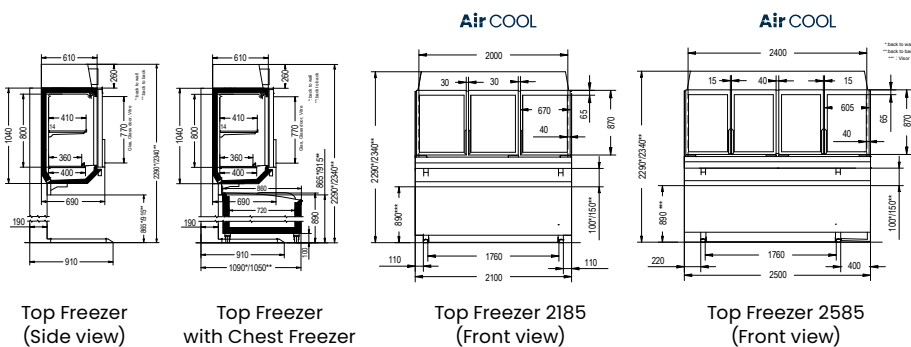
**Temperature class:** 8 = 3LI  
**Revision index:** 5

**Version:** G = Glass door

Color options		
F/M01	Exterior	RAL 9006 (White Aluminium), RAL 7016 (Telegrey), RAL 7045 (Anthracite)
F/M35	Interior equipment	CCR color range available
F/M58	Price rail for display shelf	FA0605 (Signal White)
F/M59	Internal plastic parts	FA0117 (White) RAL9005 (Deep Black)
F/M78	Price rail for bottom deck	FA0605 (Signal White)
F/M90	Grid/wire/divider/basket	FA0605 (Signal White) FA9005 (Deep Black)



## Basic models



Top Freezer <sup>2</sup>	Unit	2185 G	2585 G
Temperature	[°C]	-22...-24	-22...-24
Refrigerant		R290	R290
Width	[mm]	2100	2500
Depth	[mm]	910	910
Height	[mm]	2290	2290
Volume	[l]	618	741
Total display area	[m <sup>2</sup> ]	1,28	1,55
Energy consumption**	[kWh/d]	10,80	11,20
Average heat dissipation	[W]	450	467
Temperature class*		L1	L1

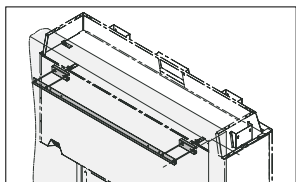
\* At climate class 3 according to ISO 23953 | \*\* Measured in accordance with the applicable EU delegated regulation

1 Energy Labels might change depending on cabinet configuration and are based on R290 plug-in refrigerant technology | 2 All technical data includes LED lighting consumption where applicable

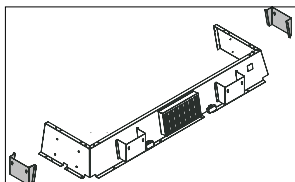
# Top Freezer Accessories



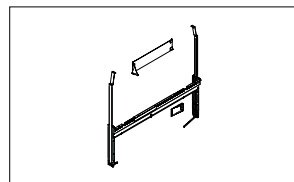
Country specific mains cable



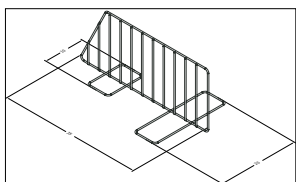
Wall fastening accessories



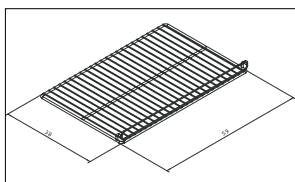
Poster holders



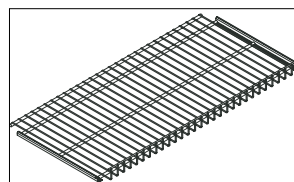
Claddings to cover side and front



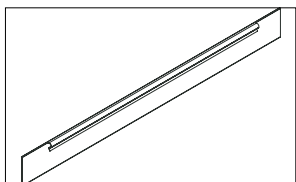
Wire divider



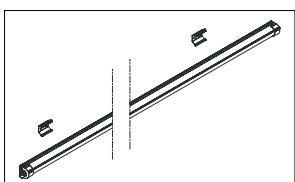
Bottom rack rods front-back, Form L



Wire shelf rods front-back, Form L



Scanner pricing rail 52 mm



Vertical and horizontal lighting



Store installation

Technical Information

Islands

Vertical Freezers

Multidecks

Counter-Islands

Digital services

# Islands



Digital services

Counter-Islands

Multidecks

Vertical Freezers

Islands

Technical Information

# visiCUBE® family

With the visiCUBE® family, you get a versatile and future-ready solution for chilled and frozen product presentation. All models follow the same principle to deliver:



**Standardized platform and components** – for consistent design, dimensions, and accessories across all variants



**Customization made easy** – thanks to various lid systems, bumpers, castors, and cladding options



**Maximum flexibility** – with 4 island types, multiple lengths, and switchable cooling or freezing modes



**Reduced plastic usage** – for a more eco-conscious and modern refrigeration solution.



**Energy- and cost-efficient refrigeration** – with improved components and maintenance-friendly access



**Seamless integration in any store concept** – with a modern, high-recognition design and plug-in connectivity for quick & easy installation.








Visicubes with fo



visiCUBE® PANO



visiCUBE® TOP

visiCUBE®		Size →		
Transparency ↑	PANO	 visiCUBE® PA C 100	 visiCUBE® PA C 150	 visiCUBE® PA C 200
	OPTI		 visiCUBE® OP C 150	 visiCUBE® OP C 200
	TOP	 visiCUBE® TO C 100*	 visiCUBE® TO C 150	 visiCUBE® TO C 200
	ECO		 visiCUBE® EC C 150	 visiCUBE® EC C 200



visiCUBE® OPTI

visiCUBE® ECO

# visiCUBE® PANO



Highly transparent, switchable plug-in island for premium promotional sales



## Benefits at a glance

- High degree of flexibility in application and customization
- Transparent modern cubic design for optimal floor space usage
- Large number of paintable parts and extended selection of plastic colors
- Wide range of combinations and optional accessories for the basic and upper segment
- Easy maintenance for enhanced service time and life-cycle costs



Air COOL

## Standard configuration

- Sliding glass lids (stepped profile)
- Triple layer glass panels all around
- Internal and external panels galvanized steel with hard-wearing powder-coated finish, inside in Signal White, outside in Nimbus Grey and plastic parts in Graphite Grey
- Low feet
- Temperature-assured forced-air cooling
- Automatic defrost with drip water evaporation
- Electronic control with integrated temperature display
- Natural refrigerant R290



visiCUBE® PANO 150 <sup>2</sup>



visiCUBE® PANO 150 <sup>2</sup>



visiCUBE® PANO 200 <sup>2</sup>

<sup>2</sup> Images AI generated; final product may vary slightly

## Customization

- Sliding glass lids (E profile)
- Smart LED, handrail lighting, light color Neutral White 4000K, Cool White 5700K, Fresh Red
- Scanner price rail, 40 or 60 mm
- Height adjustable wire shelves
- Wire divider, front-back
- Product dividers
- Bottom bumper all around, plastic or stainless steel
- Wooden cladding with or without stainless steel bumper
- Extended cabinet feet (90 mm) with or without bottom plinth panel all around
- Castors, 2 rotating and 2 covered wheels or 4 rotating wheels (90 mm) incl. brakes
- Connectivity options to various store gateways
- Easy condenser access
- Condenser filter
- Additional temperature display
- Separate power cable for lighting
- Country specific mains cable

## Type code

	visiCUBE®	PA	C	100	M1/L1	PI	1
<b>Name</b>							
<b>Suffix:</b> OP = OPTI							
<b>Design:</b> C = Closed (glass lids)							
<b>Module:</b> 100 = 945 mm 150 = 1445 mm 200 = 1940 mm							
<b>Temperature class:</b> M1 = -1...+1 °C / L1 = -22...-24 °C M0 = -2...0 °C / L1 = -22...-24 °C							
<b>Technology:</b> PI = Plug-In							
<b>Revision index:</b> 1							



visiCUBE® PANO 100

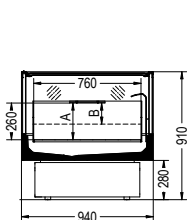


visiCUBE® PANO 150

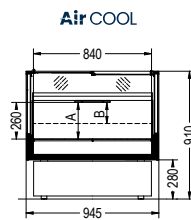


visiCUBE® PANO 200

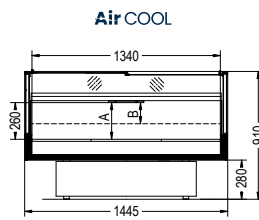
## Basic models



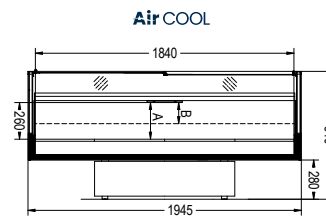
visiCUBE® PANO  
(Side view)



visiCUBE® PANO 100  
(Front view)



visiCUBE® PANO 150  
(Front view)



visiCUBE® PANO 200  
(Front view)

visiCUBE® PANO switchable <sup>2</sup>	Unit	100	150	200
Temperature	[°C]	-1...+1 / -2...0 -22...-24	-1...+1 / -2...0 -22...-24	-1...+1 / -2...0 -22...-24
Refrigerant		R290	R290	R290
Width	[mm]	945	1445	1945
Depth	[mm]	940	940	940
Height (without castors)	[mm]	910	910	910
Volume (L / Ml)	[l]	166	265	364
Total display area	[m <sup>2</sup> ]	1,29	1,87	2,46
Energy consumption** Freezer mode (L1)	[kWh/d]	7,69	11,29	13,56
Chiller mode (M1 / M0)		4,46 / 4,62	6,87 / 7,29	7,87 / 8,19
Average heat dissipation Freezer mode (L1)	[W]	320	470	565
Chiller mode (M1 / M0)		186 / 193	286 / 304	327 / 341
Temperature class*		M1 / M0 L1	M1 / M0 L1	M1 / M0 L1

\* At climate class 3 according to ISO 23953 | \*\* Measured in accordance with the applicable EU delegated regulation

1 Energy Labels might change depending on cabinet configuration and are based on R290 plug-in refrigerant technology

2 All technical data includes LED lighting consumption where applicable consumption where applicable

# visiCUBE® OPTI



Transparent, switchable plug-in island for special applications



**Air COOL**

## Benefits at a glance

- High degree of flexibility in application and customization
- Modern cubic design optimized for back-to-back, wall site or crown end installation
- Large number of paintable parts and extended selection of plastic colors
- Wide range of combinations and accessories for the basic and upper segment
- Easy maintenance for enhanced service time and life-cycle costs

**Air COOL**



## Standard configuration

- Sliding glass lids (stepped profile)
- Triple layer glass panel on the front and double layer glass panels for the back and sides
- Internal and external panels galvanized steel with hard-wearing powder-coated finish, inside in Signal White, outside in Nimbus Grey and plastic parts in Graphite Grey
- Low feet
- Temperature-assured forced-air cooling
- Automatic defrost with drip water evaporation
- Electronic control with integrated temperature display
- Natural refrigerant R290



visiCUBE® OPTI 150 <sup>2</sup>



visiCUBE® OPTI 200 <sup>2</sup>



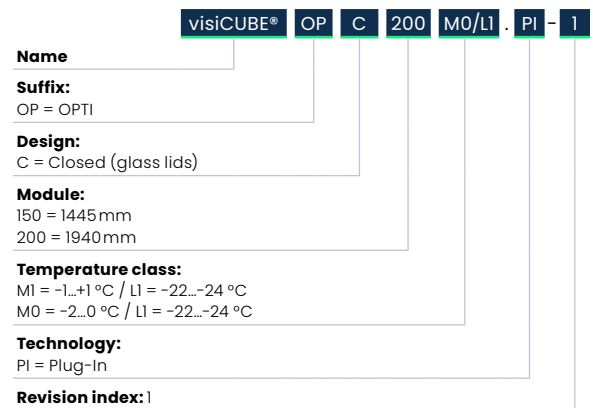
visiCUBE® OPTI 200 <sup>2</sup>

<sup>2</sup> Images AI generated; final product may vary slightly

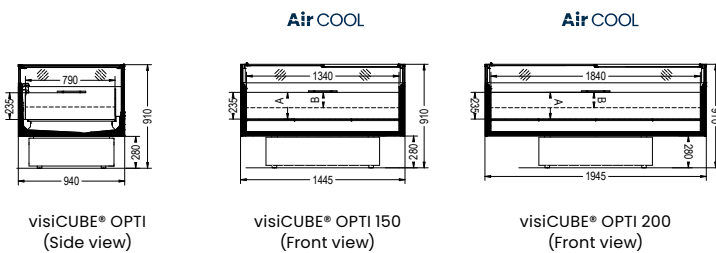
## Customization

- Sliding glass lids (E profile)
- Smart LED, handrail lighting, light color Neutral White 4000K, Cool White 5700K, Fresh Red
- Scanner price rail, 40 or 60mm
- Height adjustable wire shelves
- Product dividers
- Wire divider, front-back
- Bottom/top bumper all around, plastic or stainless steel
- Wooden cladding with or without stainless steel bumper
- Extended cabinet feet (90 mm) with or without bottom plinth panel all around
- Castors, 2 rotating and 2 covered wheels or 4 rotating wheels (90 mm) incl. brakes
- Connectivity options to various store gateways
- Additional temperature display
- Separate power cable for lighting
- Easy condenser access
- Condenser filter
- Country specific mains cable

## Type code



## Basic models



visiCUBE® OPTI 150



visiCUBE® OPTI 200

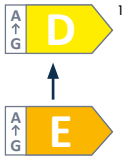
visiCUBE® OPTI switchable <sup>2</sup>	Unit	150	200
Temperature	°C	-1...+1 / -2...0 -22...-24	-1...+1 / -2...0 -22...-24
Refrigerant		R290	R290
Width	mm	1445	1945
Depth	mm	940	940
Height (without castors)	mm	910	910
Volume (LI / M1)	l	249	342
Total display area	m <sup>2</sup>	1,24	1,70
Energy consumption** Freezer mode (LI) Chiller mode (M1 / M0)	kWh/d	10,19 4,94 / 5,21	12,47 6,03 / 6,17
Average heat dissipation Freezer mode (LI) Chiller mode (M1 / M0)	W	424 206 / 217	520 251 / 257
Temperature class*		M1 / M0 LI	M1 / M0 LI

\* At climate class 3 according to ISO 23953 | \*\* Measured in accordance with the applicable EU delegated regulation

1 Energy Labels might change depending on cabinet configuration and are based on R290 plug-in refrigerant technology | 2 All technical data includes LED lighting consumption where applicable

# visiCUBE® TOP

Semi-transparent, switchable plug-in island for large-volume promotional sales



## Benefits at a glance

- High degree of flexibility in application and customization
- Semi-transparent modern cubic design for optimal floor space usage
- Large number of paintable parts and extended selection of plastic colors
- Wide range of combinations and optional accessories for the basic and upper segment
- Easy maintenance for enhanced service time and life-cycle costs

Air COOL




## Standard configuration

- Sliding glass lids (stepped profile)
- Double layer glass panels all around
- Internal and external panels galvanized steel with hard-wearing powder-coated finish, inside in Signal White, outside in Nimbus Grey and plastic parts in Graphite Grey
- Low feet
- Temperature-assured forced-air cooling
- Automatic defrost with drip water evaporation
- Electronic control with integrated temperature display
- Natural refrigerant R290



visiCUBE® TOP 150 <sup>2</sup>



visiCUBE® TOP 150 <sup>2</sup>



visiCUBE® TOP 150 <sup>2</sup>

<sup>2</sup> Images AI generated; final product may vary slightly

## Customization

- Sliding glass lids (E profile)
- Smart LED, handrail lighting, light color Neutral White 4000K, Cool White 5700K, Fresh Red
- Scanner price rail, 40 or 60mm
- Height adjustable wire shelves
- Product dividers
- Wire divider, front-back
- Bottom bumper all around, plastic or stainless steel
- Wooden cladding with or without stainless steel bumper
- Extended cabinet feet (90 mm) with or without bottom plinth panel all around
- Castors, 2 rotating and 2 covered wheels or 4 rotating wheels (90 mm) incl. brakes
- Connectivity options to various store gateways
- Easy condenser access
- Condenser filter
- Additional temperature display
- Separate power cable for lighting
- Country specific mains cable

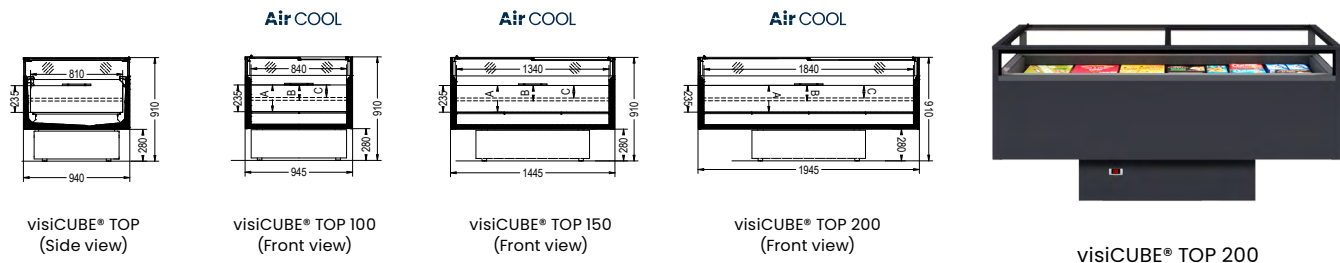
## Type code

visiCUBE®	TO	C	150	S/LI	PI	- 1
<b>Name</b>						
<b>Suffix:</b>	TO = TOP					
<b>Design:</b>	C = Closed (glass lids)					
<b>Module:</b>	100 = 945 mm 150 = 1445 mm 200 = 1940 mm					
<b>Temperature class:</b>	M1 = -1...+1 °C / LI = -22...-24 °C M0 = -2...0 °C / LI = -22...-24 °C S = -2...-1 °C / LI = -22...-24 °C					
<b>Technology:</b>	PI = Plug-In					
<b>Revision index:</b>	1					



visiCUBE® TOP 150

## Basic models



visiCUBE® TOP  
(Side view)

visiCUBE® TOP 100  
(Front view)

visiCUBE® TOP 150  
(Front view)

visiCUBE® TOP 200  
(Front view)

visiCUBE® TOP 200

visiCUBE® TOP switchable <sup>2</sup>	Unit	100	150	200
Temperature	[°C]	-1...+1 / -2...-1 -22...-24	-1...+1 / -2...0 / -2...-1 -22...-24	-1...+1 / -2...0 / -2...-1 -22...-24
Refrigerant		R290	R290	R290
Width	[mm]	945	1445	1945
Depth	[mm]	940	940	940
Height (without castors)	[mm]	910	910	910
Volume (LI / MI)	[l]	160	255	350
Total display area	[m <sup>2</sup> ]	0,64	1,03	1,39
Energy consumption***	[kWh/d]			
Freezer mode (LI)		5,50	7,91 / 8,23**	9,29 / 9,99**
Chiller mode (MI / MO / S)		2,98 / - / 3,37	4,18 / 4,32 / 5,02	5,19 / 5,35 / 6,14
Average heat dissipation	[W]			
Freezer mode (LI)		229	330 / 343**	387 / 416**
Chiller mode (MI / MO / S)		124 / - / 140	174 / 180 / 209	216 / 223 / 256
Temperature class*		MI / S LI	MI / MO / S LI	MI / MO / S LI

\* At climate class 3 according to ISO 23953 | \*\* Temperature class S version | \*\*\* Measured in accordance with the applicable EU delegated regulation

1 Energy Labels might change depending on cabinet configuration and are based on R290 plug-in refrigerant technology

2 All technical data includes LED lighting consumption where applicable consumption where applicable

# visiCUBE® ECO



Switchable plug-in island for large-volume sales

**Air COOL**



## Benefits at a glance

- High degree of flexibility in application and customization
- Modern cubic design for optimal floor space usage
- Large number of paintable parts and extended selection of plastic colors
- Wide range of combinations and optional accessories for the basic and upper segment
- Easy maintenance for enhanced service time and life-cycle costs

**Air COOL**



## Standard configuration

- Sliding glass lids (stepped profile)
- Internal and external panels galvanized steel with hard-wearing powder-coated finish, inside in Signal White, outside in Nimbus Grey and plastic parts in Graphite Grey
- Low feet
- Temperature-assured forced-air cooling
- Automatic defrost with drip water evaporation
- Electronic control with integrated temperature display
- Natural refrigerant R290



visiCUBE® ECO 150<sup>2</sup>



visiCUBE® ECO 150<sup>2</sup>

<sup>2</sup> Images AI generated; final product may vary slightly

## Customization

- Sliding glass lids (E profile)
- Smart LED, handrail lighting, light color Neutral White 4000K, Cool White 5700K, Fresh Red
- Scanner price rail, 40 or 60 mm
- Height adjustable wire shelves
- Product dividers
- Bottom bumper all around, plastic or stainless steel
- Wooden cladding with or without stainless steel bumper
- Extended cabinet feet (90 mm) with or without bottom plinth panel all around
- Castors, 2 rotating and 2 covered wheels or 4 rotating wheels (90 mm) incl. brakes
- Connectivity options to various store gateways
- Easy condenser access
- Condenser filter
- Additional temperature display
- Separate power cable for lighting
- Country specific mains cable

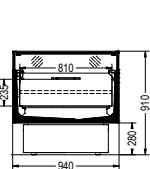
## Type code

	visiCUBE®	EC	C	150	M1/L1	PI	1
<b>Name</b>							
<b>Suffix:</b> EC = ECO							
<b>Design:</b> C = Closed (glass lids)							
<b>Module:</b> 150 = 1445 mm 200 = 1940 mm							
<b>Temperature class:</b> M1 = -1...+1 °C / L1 = -22...-24 °C							
<b>Technology:</b> PI = Plug-In							
<b>Revision index:</b> 1							

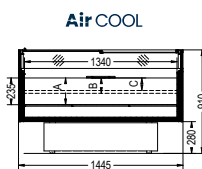


visiCUBE® ECO 150

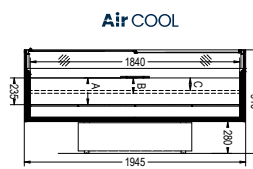
## Basic models



visiCUBE® ECO  
(Side view)



visiCUBE® ECO 150  
(Front view)



visiCUBE® ECO 200  
(Front view)



visiCUBE® ECO 200

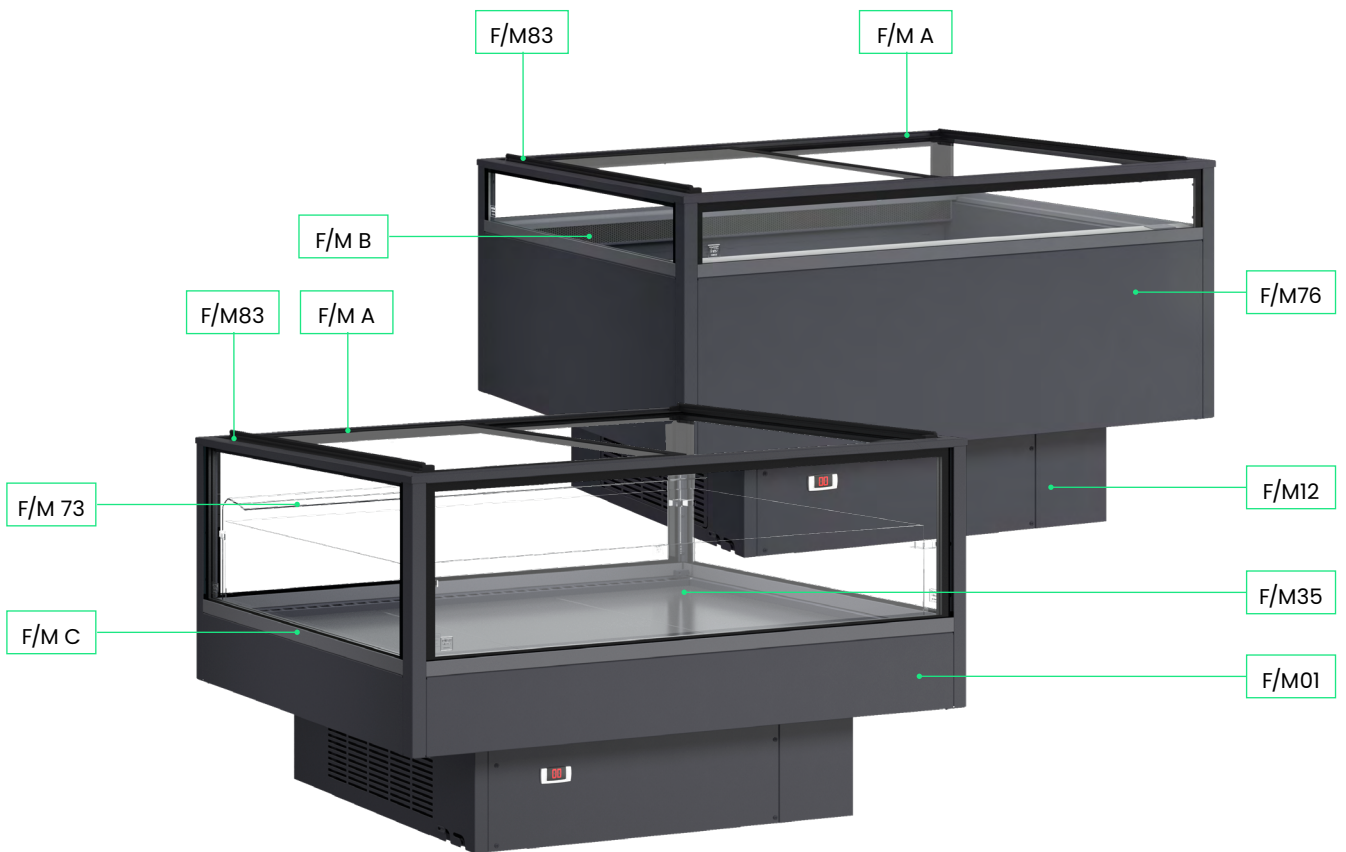
visiCUBE® ECO switchable <sup>2</sup>	Unit	150	200
Temperature	°C	-1...+1 -22...-24	-1...+1 -22...-24
Refrigerant		R290	R290
Width	mm	1445	1945
Depth	mm	940	940
Height (without castors)	mm	910	910
Volume (L1 / M1)	l	255	350
Total display area	m <sup>2</sup>	1,03	1,39
Energy consumption** Freezer mode (L1) Chiller mode (M1 / M0 / S)	kWh/d	7,91 4,18	9,29 5,19
Average heat dissipation Freezer mode (L1) Chiller mode (M1 / M0 / S)	W	330 174	387 216
Temperature class*		M1 L1	M1 L1

\* At climate class 3 according to ISO 23953 | \*\* Measured in accordance with the applicable EU delegated regulation

1 Energy Labels might change depending on cabinet configuration and are based on R290 plug-in refrigerant technology | 2 All technical data includes LED lighting consumption where applicable

# visiCUBE® Color concept

High degree of customization




Illustrations do not show the standard color combination:

F/M01 Exterior, F/M12 Kickplate: FA0633 (Nimbus Grey), F/M35 Interior equipment: FA0605 (Signal White)

Color options		
F/M01	Exterior	CCR color range available
F/M12	Kickplate	CCR color range available
F/M35	Interior equipment	CCR color range available
F/M73	Price rail long side (plastic)	RAL9003 (Signal White), RAL9005 (Deep Black), RAL9006 (White Aluminium)
F/M76	All around bumper (plastic / stainless steel)	RAL7024 (Graphite Grey), RAL9005 (Deep Black)*, RAL7040 (Window Grey)**, Stainless steel***
F/M83	Handle door/cover (plastic)	<b>Glass lids (stepped profile):</b> RAL9005 (Deep Black), RAL7024 (Graphite Grey)** <b>Glass lids (E profile):</b> RAL7016 (Anthracite Grey), RAL7040 (Window Grey)**, RAL 9011 (Graphite Black)**, Transparent*
F/M90	Grid/wire/divider/ basket	RAL9003 (Signal White), RAL9005 (Deep Black), RAL9006 (White Aluminium)
F/M A	Rails sliding lids (plastic)	<b>Glass lids (stepped profile):</b> RAL9005 (Deep Black), RAL7024 (Graphite Grey)** <b>Glass lids (E profile):</b> RAL7016 (Anthracite Grey), RAL7040 (Window Grey)**, RAL 9011 (Graphite Black)**
F/M B	Air inlet/outlet (plastic)	RAL7024 (Graphite Grey), RAL9005 (Deep Black)*, RAL7040 (Window Grey)**
F/M C	Glass profiles (plastic)	RAL7024 (Graphite Grey), RAL9005 (Deep Black)*, RAL7040 (Window Grey)**

\*Subject to surcharge, \*\*Subject to surcharge and minimum order quantity, \*\*\*On request

## Cladding options\*



Bramberg Pine

Natural Halifax Oak

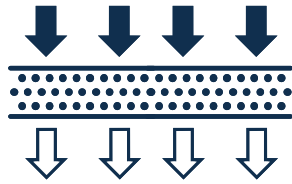
Natural Bardolino

\*Further cladding designs on request.

# visiCUBE® Customization



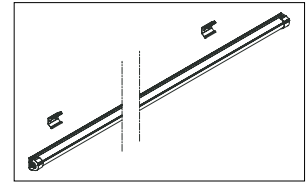
Country specific mains cable



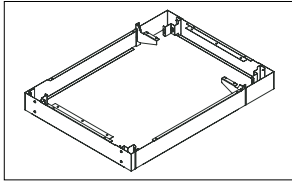
Condenser filter for extreme conditions




Additional temperature display



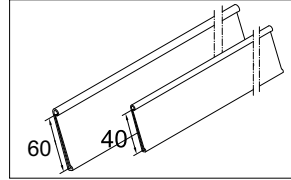
Smart LED, handrail lighting



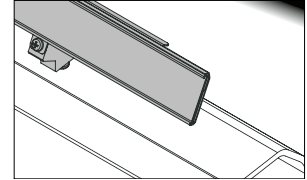
Bottom plinth panel all-around



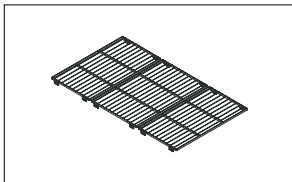
All-around bumper top, bottom or both



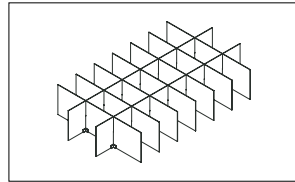
Scanner pricing rail, 40, 60 mm



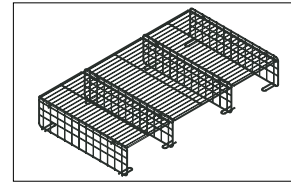
Price rail holder and retaining rail, front (OPTI / PANO)



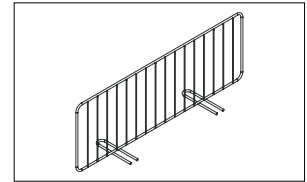
Wire shelf complete (TOP, ECO)



Transparent product divider, 1x24 or 1x33 partitions



Wire shelf complete (PANO, OPTI)



Wire divider, front-back




Condenser filter and easy condenser access

## Glass lids options


### Glass lids with stepped profile (standard):

- Sliding lids lie loosely on a stepped profile
- No tools required for removal
- Integrated handles



### Glass lids with E profile:

- Sliding lids are secured in an E-profile
- Tool required for removal
- Plastic E-profile is covered by a paintable cover



## Cabinet base options



Low feet (standard)



Cabinet feet base extended (90 mm)



Cabinet feet base extended including bottom plinth panel (90 mm)



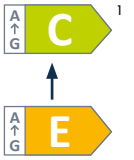
Castors, 2 rotating + 2 covered:  
 ▪ 2 castors with brakes & 2 castors covered in the cabinet base



Castors, 4 rotating (90 mm):  
 ▪ 4 rotating castors with brakes below the cabinet base  
 ▪ Extra ground clearance and underbody reinforcement allows the use of a forklift

# EasyCube chiller

Transparent plug-in chiller island for promotional sales



## Benefits at a glance

- **Highly transparent island for attractive promotion presentation**
- **Modern & ergonomic design**
- **Easy service and maintenance for improved lifecycle**

**Air COOL**

## Standard configuration

- Internal and external panels galvanized steel with hard-wearing powder-coated finish (RAL 7016)
- Electronic controller
- Temperature forced air cooling
- Temperature display
- Automatic defrost with drip water evaporation
- Natural refrigerant R290 (propane)
- Energy efficient fans



Store installation. EasyCube chiller in block installation with gap covers.



Bottom plinth panel all-around to finish the base down to the ground.




Various wooden cladding designs incl. stainless-steel bumper available.

## Customization

- Gap cover kickplate (both sides)
- Gap cover front length (top and sides)
- Smart LED, handrail lighting, light color Neutral White 4000K, Cool White 5700K, Fresh Red
- Wire divider, front-back
- Product dividers
- Scanner pricing rail, 40/60 mm
- Pricing rail holder with retaining rail
- Wire shelf / Wire shelf, steps
- Wood cladding, front panels
- Bottom plinth panel all around
- Connectivity options to various store gateways
- Castors, factory-installed
- Country specific mains cable

Color options		
F/M01	Exterior	CCR color range available
F/M12	Kickplate	CCR color range available
F/M35	Interior Equipment	CCR color range available
F/M60	Handrail	FA7016 (Anthrazitgrey)
F/M90	Grid / Wire / Divider / Basket	FA0117 (White) FA9005 (Deep Black) FA9006 (White Aluminium)

### Cladding options\*



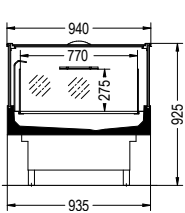
Bramberg Pine      Natural Halifax Oak      Natural Bardolino

\*Further cladding designs on request.

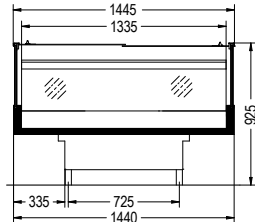
## Basic models

Air COOL

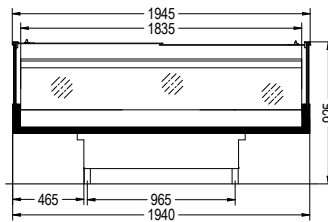
Air COOL



EasyCube 41 / 51G  
(Side view)



EasyCube 1541 / 51G  
(Front view)



EasyCube 2041 / 51G  
(Front view)

EasyCube chiller <sup>2</sup>	Unit	1551G	2051G	1541	2041
Temperature	[°C]	-1...+1	-1...+1	0...+2	0...+2
Refrigerant		R290	R290	R290	R290
Width	[mm]	1445	1945	1445	1945
Depth	[mm]	940	940	940	940
Height	[mm]	925	925	925	925
Volume	[l]	283	389	242	332
Total display area	[m <sup>2</sup> ]	2,01	2,63	1,85	2,45
Energy consumption**	[kWh/d]	3,81	5,40	6,74	8,70
Average heat dissipation	[W]	159	225	281	362
Temperature class*		M1	M1	M2	M2

\* At climate class 3 according to ISO 23953 | \*\* Measured in accordance with the applicable EU delegated regulation

1 Energy Labels might change depending on cabinet configuration and are based on R290 plug-in refrigerant technology | 2 All technical data includes LED lighting consumption where applicable

## Type code

EasyCube 15 51 G

### Product name

### Cabinet width:


15 = 1445 mm  
20 = 1945 mm

### Temperature class:

4 = 3M2  
5 = 3M1

### Revision index: 1

Version: G = Glass lids (closed version)



# EasyCube switchable

A ↑ G **D** ↓

Highly transparent plug-in chiller & freezer island for promotional sales



## Benefits at a glance

- Outstanding transparency for enhanced product visibility
- Huge storage capacity for chilled and frozen food
- Comfortable to use and ergonomic design
- Slim superstructure elements for a lightweight look

**Air COOL**

## Standard configuration

- Internal and external panels with galvanized steel with hard-wearing powder coated finish
- Easy to open sliding glass lids
- Triple insulated glass panels, tempered
- Electronic control with integrated temperature display
- Temperature forced air cooling
- Automatic defrost with drip water evaporation
- Natural refrigerant R290 (propane)
- Energy efficient fans



Store installation. EasyCube 2050/80 G as crown end cabinet with Irios island.



Optional wooden cladding incl. Stainless steel bumper and castors with brakes



The 2-meter size provides plenty of loading volume while always supporting good product visibility.

## Customization

- Smart LED, handrail lighting, light color Neutral White 4000K, Cool White 5700K, Fresh Red
- Product dividers
- Scanner pricing rail, 40/60 mm
- Pricing rail holder with retaining rail
- Wire shelf
- Wire shelf, steps
- Wood cladding, front panels
- Filter, condenser
- Connectivity options to various store gateways
- Castors, factory-installed
- Country specific mains cable

## Type code

EasyCube	15	50/80	G
<b>Product name</b>			
<b>Cabinet width:</b> 15 = 1445 mm 20 = 1945 mm			
<b>Temperature class:</b> 5 = 3M1 8 = 3L1			
<b>Revision index:</b> 1			
<b>Version:</b> G = Glass lids			


Color options		
F/M01	Exterior	CCR color range available
F/M12	Kickplate	CCR color range available
F/M35	Interior Equipment	CCR color range available
F/M60	Handrail	FA7016 (Anthrazitgrey)
F/M90	Grid / Wire / Divider / Basket	FA0117 (White) FA9005 (Deep Black) FA9006 (White Aluminium)

### Cladding options\*

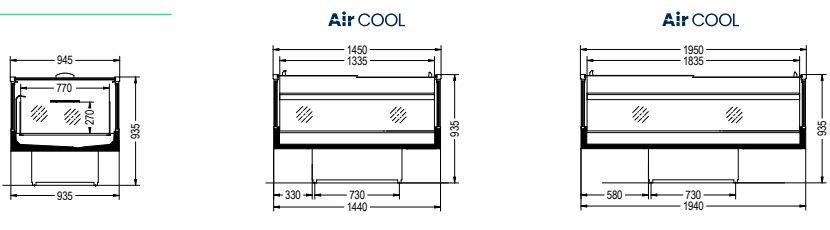


Bramberg Pine      Natural Halifax Oak      Natural Bardolino

\*Further cladding designs on request.



## Basic models



EasyCube 50/80 G  
(Side view)

EasyCube 1550/80 G  
(Front view)

EasyCube 2050/80 G  
(Front view)

EasyCube switchable <sup>2</sup>	Unit	1550/80 G	2050/80 G
Temperature	[°C]	-1...+1 -22...-24	-1...+1 -22...-24
Refrigerant		R290	R290
Width	[mm]	1450	1950
Depth	[mm]	945	945
Height	[mm]	935	935
Volume	[l]	278	381
Total display area	[m <sup>2</sup> ]	2,01	2,62
Energy consumption**	[kWh/d]	13,20	16,60
Average heat dissipation	[W]	550	692
Temperature class*		M1 / L1	M1 / L1

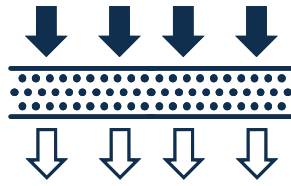
\* At climate class 3 according to ISO 23953 | \*\* Measured in accordance with the applicable EU delegated regulation

1 Energy Labels might change depending on cabinet configuration and are based on R290 plug-in refrigerant technology | 2 All technical data includes LED lighting consumption where applicable

# Easycube Customization



Country specific mains cable



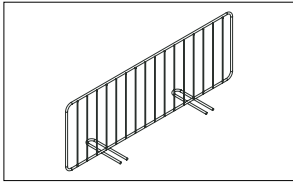
Condenser filter for extreme conditions



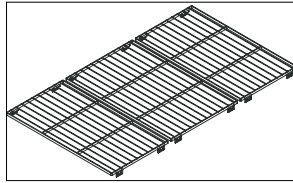
Additional temperature display



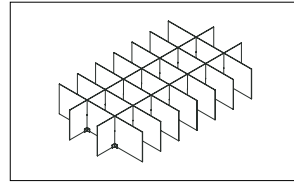
Castors, factory installed



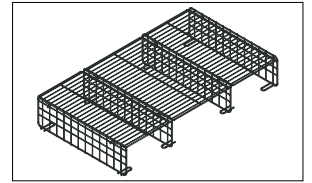
Wire divider, front-back



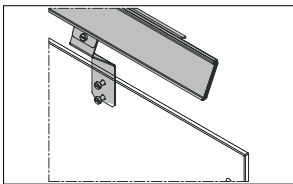
Wire shelf



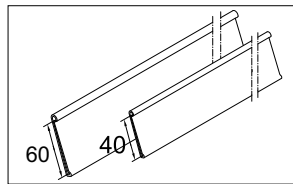
Transparent product divider, 1x24 or 1x33 partitions



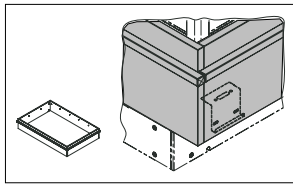
Wire shelf, height adjustable



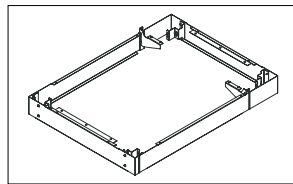
Pricing rail holder with retaining rail



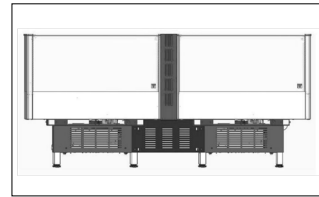
Scanner pricing rail, 40, 60 mm



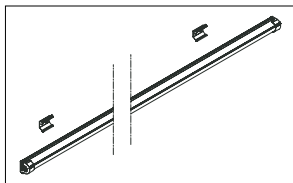
Wooden cladding incl. stainless-steel bumper all-around



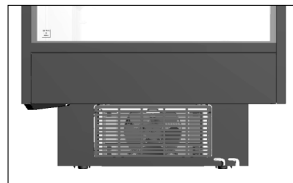
Bottom plinth panel all around



Gap cover



Smart LED handrail lighting



Condenser filter (EasyCube switchable)

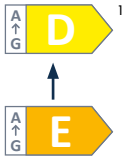


Wooden cladding incl. stainless steel bumper, squared



# Multinor® chiller

Plug-in chiller island for promotional sales



**Air COOL**

## Benefits at a glance

- Attractive ergonomic design
- Large branding surfaces for increased customer attention
- Different length for optimized floor space utilization

## Standard configuration

- Internal and external panels galvanized steel with powder-coated finish, inside in Signal White, outside in Nimbus Grey and plastic parts in Herlit Grey
- Integrated bumper all around
- Electronic controller
- Energy efficient fans
- Temperature-assured air-forced cooling with honeycomb air outlet
- Automatic defrost with drip water evaporation
- Natural refrigerant R290 (propane)



Store installations



Store installations



Store installations


## Customization

- Smart LED, handrail lighting, light color Neutral White 4000K, Cool White 5700K, Fresh Red
- Wire divider, front-back
- Product dividers
- Scanner pricing rail, 40/60 mm
- Wire shelf cover
- Wire shelf, steps
- Display frame
- Bottom bumper, all-round, black
- Connectivity options to various store gateways
- Castors, factory-installed
- Country specific mains cable

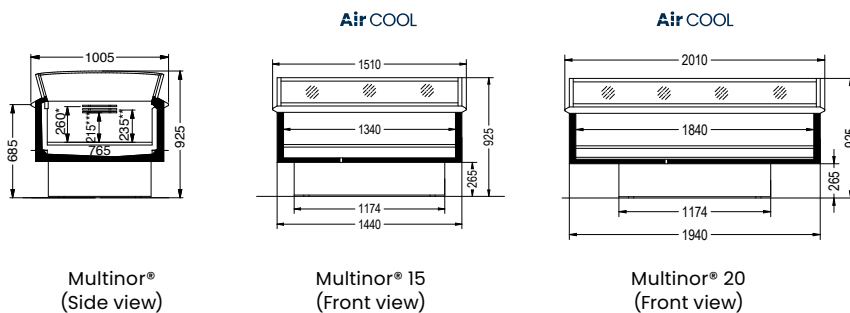
## Type code

Multinor®	20	50	G
<b>Product name</b>			
<b>Cabinet width:</b>	15 = 1510 mm 20 = 2010 mm		
<b>Temperature class:</b>	3 = 3H 4 = 3M2 5 = 3M1		
<b>Revision index:</b>	0/1		
<b>Version:</b>	G = Glass lids (closed version)		

Color options		
F/M01	Exterior	CCR color range available
F/M12	Kickplate	CCR color range available
F/M35	Interior Equipment	CCR color range available
F/M60	Handrail	FA0369 (Herlit Grey)
F/M90	Grid / Wire / Divider / Basket	FA0117 (White) FA9005 (Deep Black) FA9006 (White Aluminium)
F/M76	All Around Bumper	FA0639 (Herlit Grey)



## Basic models



Multinor® chiller <sup>2</sup>	Unit	1540	2040	1541	1530 G	2030 G	1531 G	1550 G	2050 G
Temperature	[°C]	0...+2	0...+2	0...+2	+2...+4	+2...+4	+2...+4	-1...+1	-1...+1
Refrigerant		R290	R290	R290	R290	R290	R290	R290	R290
Width	[mm]	1510	2010	1510	1510	2010	1510	1510	2010
Depth	[mm]	1005	1005	1005	1005	1005	1005	1005	1005
Height	[mm]	925	925	925	925	925	925	925	925
Volume	[l]	241	331	255	267	366	282	267	366
Total display area	[m <sup>2</sup> ]	1,03	1,39	1,03	1,03	1,39	1,03	1,03	1,39
Energy consumption**	[kWh/d]	3,56	4,49	3,56	3,94	4,64	3,94	5,31	5,98
Average heat dissipation	[W]	148	188	148	164	192	164	221	250
Temperature class*		M2	M2	M2	H	H	H	M1	M1


\* At climate class 3 according to ISO 23953 | \*\* Measured in accordance with the applicable EU delegated regulation

1 Energy Labels might change depending on cabinet configuration and are based on R290 plug-in refrigerant technology | 2 All technical data includes LED lighting consumption where applicable

# Multinor® switchable



Plug-in chiller & freezer island for promotional sales



## Benefits at a glance

- **Two-in-one solution for optimized merchandising flexibility**
- **Attractive ergonomic design**
- **Different length for optimized floor space utilization**

**Air COOL**

## Standard configuration

- Internal and external panels galvanized steel with powder-coated finish, inside in Signal White, outside in Nimbus Grey and plastic parts in Herlit Grey
- Integrated bumper all around
- Electronic controller
- Energy efficient fans with reverse function for condenser
- Temperature-assured air-forced cooling with honeycomb air outlet
- Automatic defrost with drip water evaporation
- Natural refrigerant R290 (propane)



Store installations


## Customization

- Smart LED, handrail lighting, light color Neutral White 4000K, Cool White 5700K, Fresh Red
- Wire divider, front-back
- Product dividers
- Scanner pricing rail, 40/60 mm
- Wire shelf, complete
- Wire shelf cover
- Wire shelf, steps
- Display frame
- Bottom bumper, all-round
- Connectivity options to various store gateways
- Castors, factory-installed
- Country specific mains cable

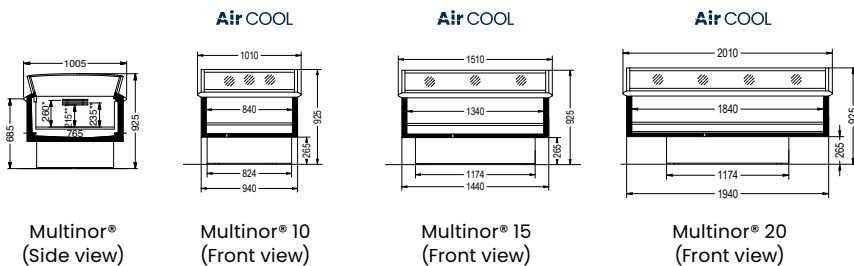
## Type code

Multinor®	15	60/80	G
<b>Product name</b>			
<b>Cabinet width:</b>			
10 = 1010 mm			
15 = 1510 mm			
20 = 2010 mm			
<b>Temperature class:</b>			
6 = 3S			
8 = 3LI			
<b>Revision index:</b> 0			
<b>Version:</b> G = Glass lids			

Color options		
F/M01	Exterior	CCR color range available
F/M12	Kickplate	CCR color range available
F/M35	Interior Equipment	CCR color range available
F/M60	Handrail	FA0369 (Herlit Grey)
F/M90	Grid / Wire / Divider / Basket	FA0117 (White) FA9005 (Deep Black) FA9006 (White Aluminium)
F/M76	All Around Bumper	FA0639 (Herlit Grey)



## Basic models



Stainless steel (outside)

Multinor® switchable <sup>2</sup>	Unit	1060/80 G	1560/80 G	2060/80 G
Temperature	[°C]	-2...0 -22...-24	-2...0 -22...-24	-2...0 -22...-24
Refrigerant		R290	R290	R290
Width	[mm]	1010	1510	2010
Depth	[mm]	1005	1005	1005
Height	[mm]	930	930	930
Volume	[l]	151	241	331
Total display area	[m <sup>2</sup> ]	0,64	1,03	1,39
Energy consumption**	[kWh/d]	8,00	12,45	13,30
Average heat dissipation	[W]	333	519	554
Temperature class*		S / LI	S / LI	S / LI

\* At climate class 3 according to ISO 23953 | \*\* Measured in accordance with the applicable EU delegated regulation

1 Energy Labels might change depending on cabinet configuration and are based on R290 plug-in refrigerant technology | 2 All technical data includes LED lighting consumption where applicable

# Multinor® Salad bar

Fresh selection – Modern plug-in chiller island for food courts and deli food



## Benefits at a glance

- Ideally fitted for a wide selection of fresh salads & deli food
- High degree of food protection
- Optimized transparency for enhanced product visibility
- Installation and application flexibility

**Air COOL**

## Standard configuration

- Glass superstructure with frameless glass and transparent spacers
- Closed version with easy to open sliding glass lids, rails and handle color black (RAL 9011)
- Horizontal Smart-LED lighting in the glass superstructure, light color Neutral White 4000K, Cool White 5700K, Fresh Red
- Solid & moisture-resistant PVC foam worktop all around (foldable on both ends), color black Egger U999
- Removable gastronorm containers in Stainless steel for a flexible, fresh & clean food presentation (1,5 m version: 8 small, 2 big containers / 2 m version: 8 small, 4 big containers)
- Castors with brakes for comfortable and easy installation
- Energy efficient fans
- Natural refrigerant R290 (propane)



Multinor® Salad bar closed version with sliding lids



The fully transparent superstructure ensures an aesthetic product presentation and good protection of the fresh goods.



The foldable worktops and optional storage compartments ensure a high degree of flexibility for the salad bar.

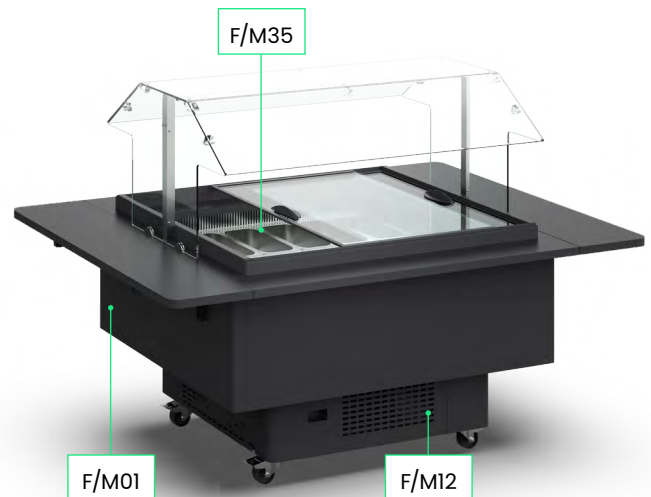
## Customization

- Scanner pricing rail, 40/60 mm
- Storage compartment for front or both long sides, MDF, color Egger U999
- Country specific mains cable

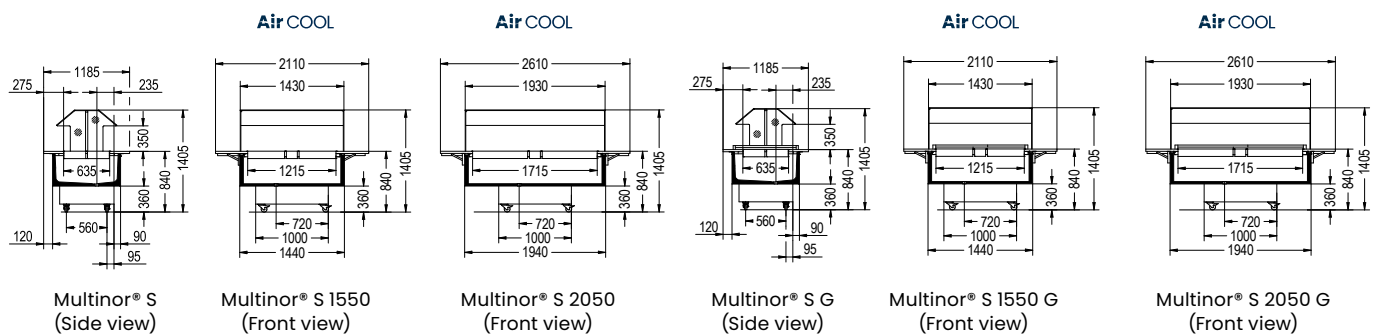
## Type code

Multinor®	S	20	50	G
<b>Product name</b>				
<b>Name suffix:</b> S = Salad bar				
<b>Cabinet width:</b> 15 = 1440 mm (without worktop) 20 = 1940 mm (without worktop)				
<b>Temperature class:</b> 5 = 3M1				
<b>Revision index:</b> 0				
<b>Version:</b> G = Glass lids (closed version)				

Color options		
F/M01	Exterior	CCR color range available
F/M12	Kickplate	CCR color range available
F/M35	Interior equipment	Stainless steel



## Basic models



Multinor® Salad Bar <sup>2</sup>	Unit	S 1550	S 2050	S 1550 G	S 2050 G
Temperature	[°C]	-1...+1	-1...+1	-1...+1	-1...+1
Refrigerant		R290	R290	R290	R290
Width (incl. worktop)	[mm]	2110	2610	2110	2610
Depth (incl. worktop)	[mm]	1185	1185	1185	1185
Height	[mm]	1405	1405	1405	1405
Volume (gastronom containers)	[l]	60	90	60	90
Energy consumption	[kWh/d]	4,68	5,13	2,50	2,84
Average heat dissipation	[W]	195	214	104	118
Temperature class		M1	M1	M1	M1

Please note: The cabinets are not within the scope of "Commission Regulation (EU) 2019/2024 laying down ecodesign requirements for refrigerating appliances with a direct sales function" and "Commission Delegated Regulation (EU) 2019/2018 supplementing Regulation (EU) 2017/1369" with regard to energy labelling  
 2 All technical data includes LED lighting consumption where applicable

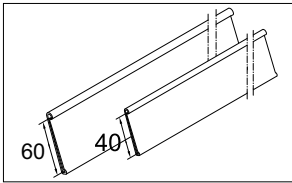
# Multinor® Customization



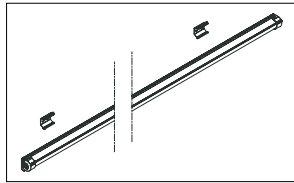
Country specific mains cable



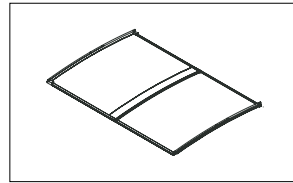
Additional temperature display



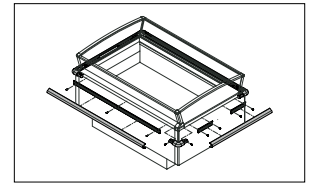
Scanner pricing rail,  
40, 60 mm



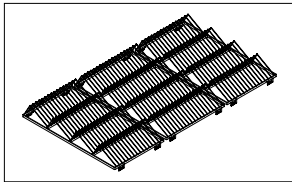
Smart LED handrail lighting



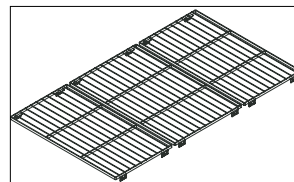
Night cover



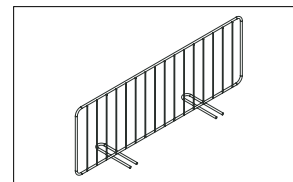
Additional bottom bumper,  
all-around



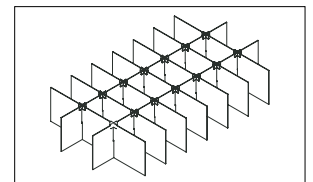
Wire shelf stepped



Wire shelf



Wire divider, front-back

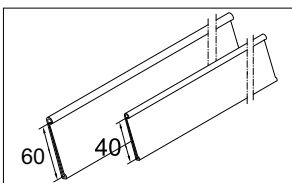


Transparent product divider,  
1x15, 1x24 or 1x33 partitions

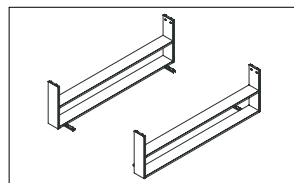
# Multinor® Salad bar Customization



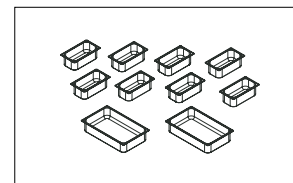
Country specific mains cable



Scanner pricing rail,  
40, 60 mm



Storage compartment for  
front or both long sides



Removable gastronorm  
containers in stainless-steel  
(1,5 m version: 8 small, 2 big  
containers / 2 m version: 8  
small, big containers)



Store installations



# Premor® freezer & switchable



Plug-in freezer & switchable island for promotional sales



## Benefits at a glance

- Promotion in view
- Excellent product visibility and orientation
- High storage capacity for chilled and frozen food
- Attractive and robust design

**Air COOL**

## Standard configuration

- Internal and external panels galvanized steel with hard-wearing powder coated finish, inside in Signal White, outside in Nimbus Grey and plastic parts in Cirrus Grey
- Electronic control inclusive temperature readout
- Temperature-assured air-forced cooling with honeycomb air outlet
- Electronic controller
- Automatic defrost with drip water evaporation
- Energy efficient fans with reverse function for condenser
- Energy efficient sliding glass lids
- LED handrail lighting, light color Cool White 5700K
- Wire shelves (switchable)
- Natural refrigerant R290 (propane)



Store installation. Premor® with transparent product dividers for small ice creams in the checkout area.



Store installation. Premor® size 15 with its special optional castor design.



Store installation. The 2-meter size provides plenty of loading volume while always supporting good visibility of the goods.

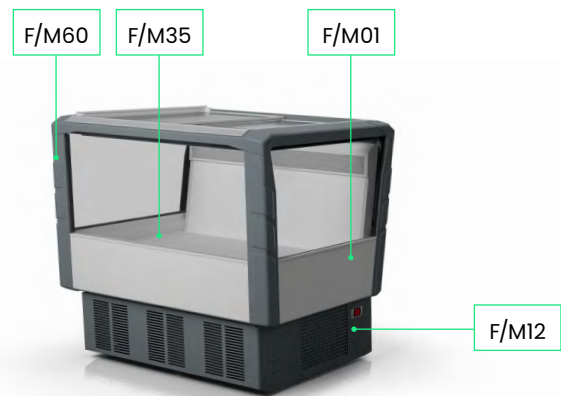
## Customization

- Product dividers
- Product dividers reinforced Form T
- Scanner pricing rail, 40 mm (size 10-15-20, long side)
- Wire shelf
- Front bumper
- Interface display header
- Connectivity options to various store gateways
- Castors, factory-installed
- Country specific mains cable

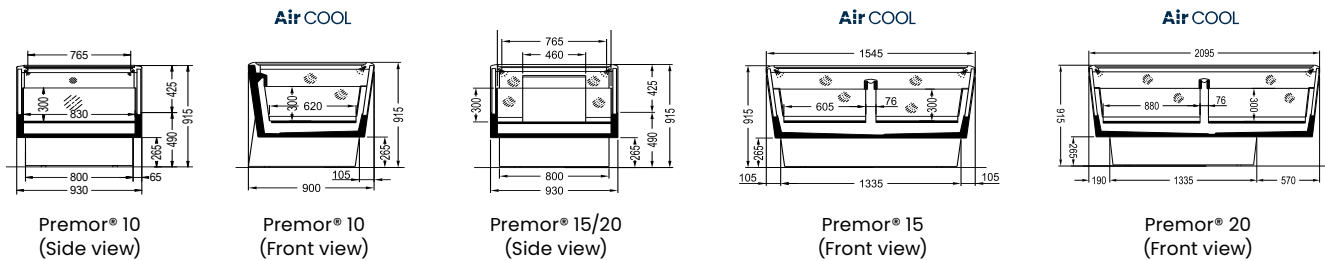
## Type code

Premor®	20	60/80	G
<b>Product name</b>			
<b>Cabinet width:</b>			
10 = 930 mm			
15 = 1545 mm			
20 = 2095 mm			
<b>Temperature class:</b>			
1060/80 G: 6 = 3S (3M0***)			
1560/80 G: 6 = 3M1 (3M0***)			
2060/80 G: 6 = 3M2			
8 = 3L1			
<b>Revision index:</b> 0			
<b>Version:</b> G = Glass lids			

Color options			
F/M01	Exterior	CCR color range available	
F/M12	Kickplate	Size 10	CCR color range available
		Size 15/20	FA0633 (Nimbus Grey)
F/M35	Interior Equipment	CCR color range available	
F/M60	Handrail	FA0631 (Cirrus Grey)	
F/M90	Grid/Wire/Divider/Basket	FA0605 (Signal White)	
		FA0257 (White Aluminium)	
		FA9005 (Deep Black)	



## Basic models



Premor®2	Unit	Freezer			Switchable		
		1080 G	1580 G	2080 G	1060/80 G	1560/80 G	2060/80 G
Temperature	[°C]	-22...-24	-22...-24	-22...-24	-2...0 -22...-24	-1...+1 -22...-24	0...+2 -22...-24
Refrigerant		R290	R290	R290	R290	R290	R290
Width	[mm]	930	1545	2095	930	1545	2095
Depth	[mm]	914	914	914	914	914	914
Height	[mm]	920	920	920	920	920	920
Volume	[l]	158	317	453	158	317	453
Total display area	[m²]	0,99	2,00	2,68	0,99	2,00	2,68
Energy consumption***	[kWh/d]	9,80	17,40	22,30	9,80 6,30	17,40 10,50	22,30 15,30
Average heat dissipation	[W]	408	725	929	408 263	725 438	929 646
Temperature class*		L1	L1	L1	S (M0**) / L1	M1 (M0**) / L1	M2 / L1

\* At climate class 3 according to ISO 23953 | \*\* M0 version available with different lid limit and mandatory grid display shelves

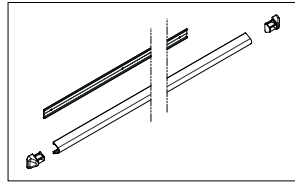
\*\*\* Measured in accordance with the applicable EU delegated regulation

1 Energy Labels might change depending on cabinet configuration and are based on R290 plug-in refrigerant technology | 2 All technical data includes LED lighting consumption where applicable

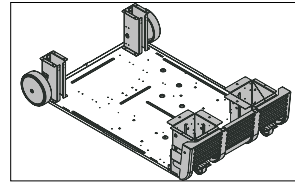
# Premor® Customization



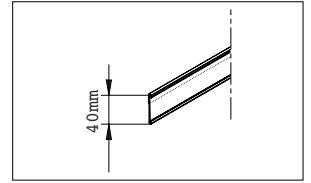
Country specific mains cable



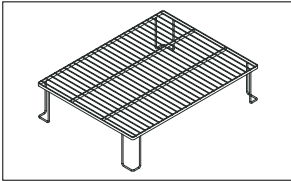
Front bumper



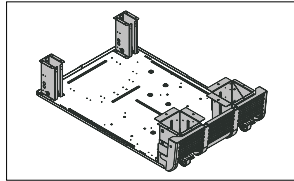
Castors, factory-installed, 2 large and 2 small rollers



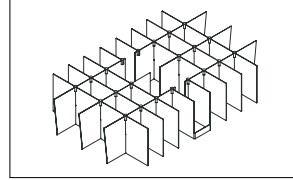
Scanner pricing rail, 40 mm



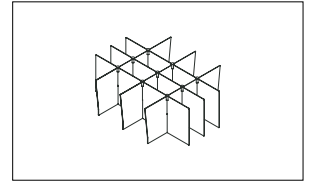
Additional grid display shelf



Castors, factory-installed, 4 covert roles



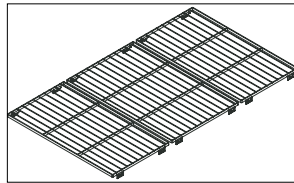
Transparent product divider, 2x16 or 2x24 partitions + reinforced Form T



Transparent product divider, 1x16 partitions + reinforced Form T



Stickers for lower front and sides



Wire shelf


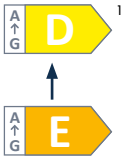


Store installations



# Visor® Q-T

Transparent plug-in chest freezer designed for modern retail



## Benefits at a glance

- Maximized ease and efficiency in installation as well as flexibility for store layout changes by Plug & Play design
- Optimized energy cost at part load in actual store conditions by variable compressor speed drive
- Easy access through push glass lids
- Enhanced product presentation through elegant glass superstructure
- Ideal frozen food and ice cream preservation by operating temperature below  $-18^{\circ}\text{C}$  (L1 temperature class)
- Eco friendly and future ready natural Propane refrigerant with GWP <3

**Air COOL**

## Standard configuration

- Exterior metal sheet color: antracite-grey RAL 7016
- Exterior plastic parts color: grey
- Interior sheet metal parts color: white
- Interior partition grid color: white
- Adjustable solid feet
- LED 6500 K length wise beneath lid frame, front and back



Store Installation

## Customization

- Exterior metal sheet color: multiple options per color catalog
- Exterior plastic parts color: black
- Interior sheet metal parts color: multiple options per color catalog
- Interior partition grid color: black
- Heavy duty swivel castors
- Dry shelves for non-refrigerated product presentation on top
- Price rail options on request

## Type code

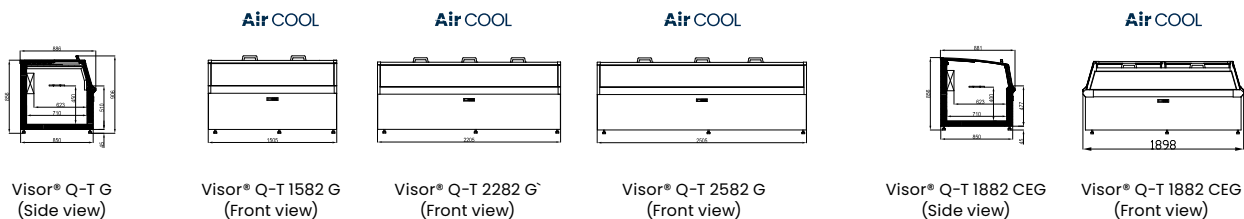
Product name	Visor® Q-T	-	T	1882	CE	G
Transparency						
15 - Length						
18 - Length CE						
8 - Temperature Class, LI						
2 - Revision index						
Crown End						
Glass Lids						

Color options

On demand



## Basic models




Visor® Q-T <sup>2</sup>	Unit	1582 G	2282 G	2582 G	1882 CE G
Length	[mm]	1505	2205	2505	1898
Width	[mm]	886	886	886	881
Height	[mm]	906	906	906	856
Volume	[l]	288	473	551	328
Refrigerant		R290			
Temperature range	[C]	≤-18	≤-18	≤-18	≤-18
Total display area	[m <sup>2</sup> ]	0,7	1,05	1,22	0,88
Energy consumption**	[kWh/d]	5,9	6,5	7,5	8,3
Average heat dissipation	[w]	249	271	313	346
Temperature class LI* / Storage temp. -22/-24 °C		✓	✓	✓	✓

\* At climate class 3 according to ISO 23953 | \*\* Measured in accordance with the applicable EU delegated regulation  
 1 Energy Labels might change depending on cabinet configuration and are based on R290 plug-in refrigerant technology  
 2 All technical data includes LED lighting consumption where applicable consumption where applicable  
 Images shown may differ slightly from the product

# Visor® Q



Plug-in chest freezer for flexible applications



## Benefits at a glance

- Large-volume freezer designed for versatile configurations
- Stylish design with ergonomically curved sliding lids
- Efficiency-optimized components
- Maximized product presentation area
- Optimized footprint for superior efficiency with Top Freezer
- Eco friendly and future ready natural Propane refrigerant



Air COOL

## Standard configuration

- Exterior metal sheet color: mouse grey RAL 7005
- Exterior plastic parts color: Telegrey RAL 7045
- Plastic bumper RAL 7045 (top / bottom)
- Interior sheet metal parts color: White
- Adjustable feet
- Grid shelves
- Interior partition grid color: White
- Defrost water automatically heated
- Power and lighting cord
- Electronic temperature control with communication interface
- Price rails
- LED lighting hand rail



Visor® Q island installation, back-to-back and crown end including dry shelf.

## Customization

- Exterior color (on request)
- Castors (on request)
- Dry shelves for non-refrigerated product presentation on top
- Multiplexing kit (on request)

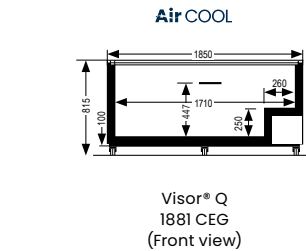
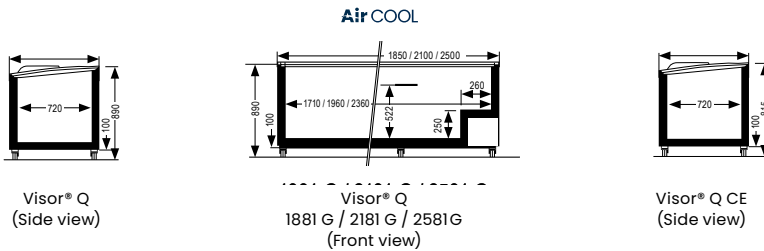
## Type code

Model name	Visor® Q	1882	CE	G
Cabinet width:				
18 = 1850 mm				
21 = 2100 mm				
25 = 2500 mm				
8 - Temperature Class, LI				
2 - Revision index				
Crown End				
Glass Lids				

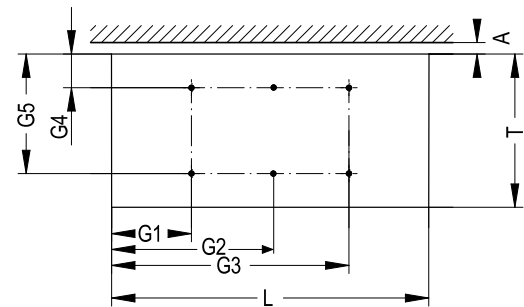
Color options		
F/M01	Exterior	CCR color range available (on request)
F/M12	Kickplate	CCR color range available (on request)
F/M35	Interior Equipment	CCR color range available (on request)
F/M60	Handrail	RAL 9005 (Deep Black)
F/M90	Grid/Wire/Divider/Basket	FA0605 (Signal White) FA0257 (White Aluminium) FA9005 (Deep Black)



## Basic models



Dimension designation	Product description/Dimension [mm]			
	Visor-Q 1881 CEG*	Visor-Q 1881 G*	Visor-Q 2181 G*	Visor-Q 2581 G*
A	100			
T	860			
L	1850	1850	2100	2500
G1	100			
G2	/			
G3	1560	1560	1810	2210
G4	67.5			
G5	792.5			



Visor® Q freezer <sup>2</sup>	Unit	1881 CEG	1881 G	2181 G	2581 G
Temperature	[°C]	-22...-24	-22...-24	-22...-24	-22...-24
Refrigerant		R290	R290	R290	R290
Width	[mm]	1850	1855	2105	2505
Depth	[mm]	860	860	860	860
Height	[mm]	815	890	890	890
Volume	[l]	430	512	592	725
Total display area	[m <sup>2</sup> ]	1,00	1,00	1,20	1,46
Energy consumption**	[kWh/d]	5,48	5,48	6,27	7,31
Average heat dissipation	[W]	228	228	261	305
Temperature class*		L1	L1	L1	L1

\* At climate class 3 according to ISO 23953 | \*\* Measured in accordance with the applicable EU delegated regulation

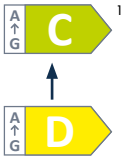
1 Energy Labels might change depending on cabinet configuration and are based on R290 plug-in refrigerant technology

2 All technical data includes LED lighting consumption where applicable consumption where applicable

Images shown may differ slightly from the product

# Visor®

Plug-in freezer & switchable island for promotional sales



## Benefits at a glance

- Large capacity freezer and chiller island with many layout options
- Modern design with curved sliding lids
- Energy optimized components
- Large product facing area
- Optimized floor space especially in combination with Top Freezer



**Air COOL**

## Standard configuration

- Panels in galvanized steel with hard-wearing powder-coated finish, internal white and external in various colors
- Top and bottom bumper at the front
- Automatic defrost & static cooling
- Second cable for lighting
- Electronic control
- Grille insert for automatic defrost incl. wire dividers & divider set
- Curved sliding glass lids & LED lighting



Store installation. Visor® in a gondola installation with length and crownend cabinets.



Wallside installation with custom-designed cladding.



Store installation. Visor® in combination with Top Freezer for a better footprint productivity.

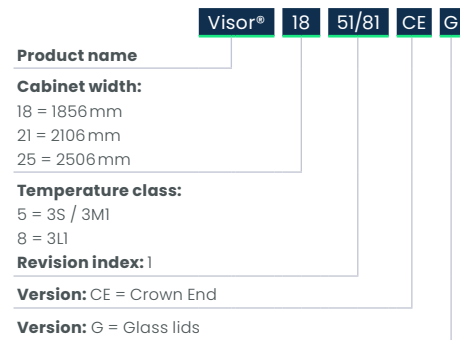
## Customization

- Multiplexing Kits: back-to-back, side-by-side, block-to block
- Scanner pricing rail, 40 mm
- VSD compressor
- Modbus/Interface
- Country specific main cables
- Other external colors (metal parts) on request

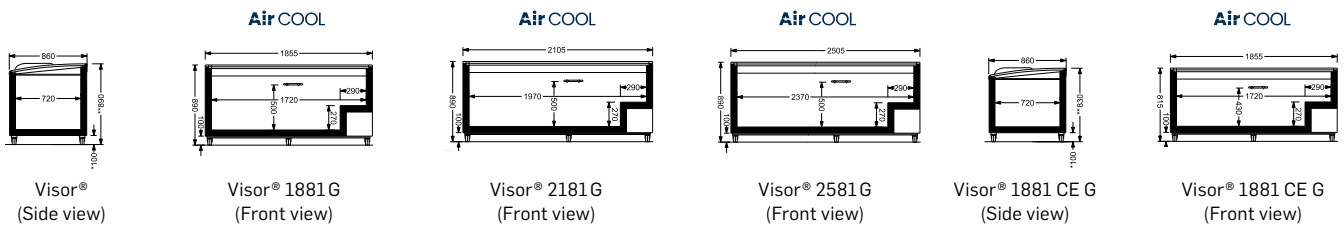


Variable speed drive compressor

## Type code



## Basic models



\* max 200 mm adjustable | \*\* with wheels: 910 mm

Visor® freezer & switchable <sup>2</sup>	Unit	Freezer				Switchable			
		1881G	2181G	2581G	1881 CE G	1851/81G	2151/81G	2551/81G	1851/81 CE G
Temperature	[°C]	-22...-24	-22...-24	-22...-24	-22...-24	-22...-24 -2...0 / -1...+1	-22...-24 -2...0 / -1...+1	-22...-24 -2...0 / -1...+1	-22...-24 -2...0 / -1...+1
Refrigerant		R290	R290	R290	R290	R290	R290	R290	R290
Width	[mm]	1856	2106	2506	1856	1856	2106	2506	1856
Depth	[mm]	858	858	858	858	858	858	858	858
Height	[mm]	890	890	890	832	890	890	890	832
Volume	[l]	511	595	729	433	413	483	594	335
Total display area	[m <sup>2</sup> ]	1,25	1,44	1,73	1,25	1,25	1,44	1,73	1,25
Energy consumption*** Freezer mode	[kWh/d]	7,21 / 4,56**	8,05 / 4,92**	9,53 / 5,51**	7,05 / 4,31**	6,78 / 4,41**	8,61 / 5,07**	9,69 / 4,93**	6,10 / 4,16**
Chiller mode		-	-	-	-	4,18	5,30	5,71	4,47
Average heat dissipation Freezer mode	[W]	300 / 190**	335 / 205**	397 / 230**	294 / 180**	283 / 184**	359 / 211**	404 / 205**	254 / 173**
Chiller mode		-	-	-	-	174	221	238	186
Temperature class*		L1	L1	L1	L1	L1 S / M1	L1 S / M1	L1 S / M1	L1 S / M1

\* At climate class 3 according to ISO 23953 | \*\*With VSD compressor | \*\*\* Measured in accordance with the applicable EU delegated regulation

1 Energy Labels might change depending on cabinet configuration and are based on R290 plug-in refrigerant technology | 2 All technical data includes LED lighting consumption where applicable



Digital services

Counter-Islands

Multidecks

Vertical Freezers

Islands

Technical Information

# Technical Information



# The EcoDesign regulation

The implementation of the EcoDesign Regulation for “refrigerated display cabinets with a direct sales function” was adopted by the European Union Commission in October 2019 with the Regulation (EU) 2019/2019 and amended by Regulation (EU) 2019/2019 for Energy Labelling requirements.

The application date for the requirements was the 1<sup>st</sup> of March 2021 with the first revision applicable from 1<sup>st</sup> of September 2023, eliminating Energy Efficiency Class G.

The directive applies to newly produced refrigerated cabinets only – the systems, racks and condensing units are covered by other product specific Ecodesign Regulations. The compliance is declared by the manufacturer with the declaration of conformity and with providing technical data to a European database called EPREL and the CE mark. A verification procedure will be applied by the member states.

In 2025 the review of the Ecodesign Regulation for “refrigerated display cabinets with a direct sales function” has started under the framework of the new “Ecodesign for Eco-conscious Product Regulation (ESPR), replacing the former EcoDesign Directive.

**All CCR products presented in this catalogue are EcoDesign compliant.**

## Energy Labelling

The objective of Energy Labelling is to give clear, easy-to-understand label information on the product energy efficiency, and classify products according to their level of efficiency (from G to A), with an overall effect of pulling the market towards more energy efficient products. Products placed on the market prior to March 2021 are not affected

**Since 1<sup>st</sup> September 2023, only cabinets with an EEI < 80 may be sold**

ENERGY EFFICIENCY CLASS	ENERGY EFFICIENCY INDEX
<b>A</b>	<b>EEI &lt; 10</b>
<b>B</b>	<b>10 ≤ EEI &lt; 20</b>
<b>C</b>	<b>20 ≤ EEI &lt; 35</b>
<b>D</b>	<b>35 ≤ EEI &lt; 50</b>
<b>E</b>	<b>50 ≤ EEI &lt; 65</b>
<b>F</b>	<b>65 ≤ EEI &lt; 80</b>
<b>G</b>	<b>100 &gt; EEI ≥ 80</b>

## The Label

Each new refrigerating appliance will be supplied with a printed label gathering energy related information:

The diagram shows a standard energy label with the following components and callouts:

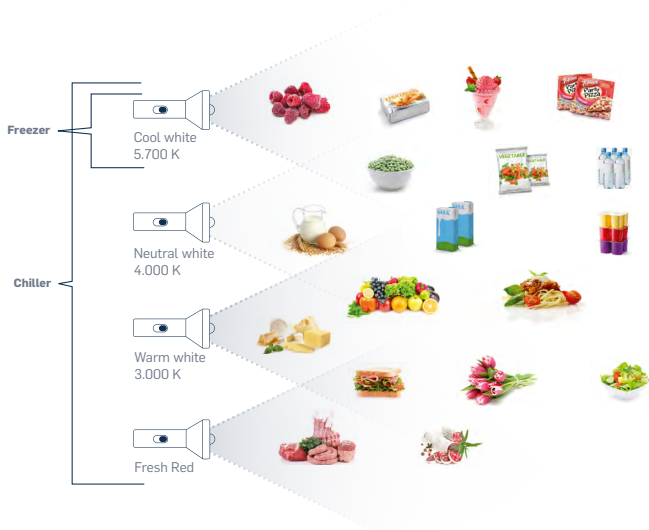
- Supplier's name**: Points to the 'SUPPLIER'S NAME' field.
- Supplier's model identifier**: Points to the 'MODEL IDENTIFIER' field.
- Determined energy efficiency class**: Points to the 'B' efficiency class arrow.
- Annual energy consumption in kWh**: Points to the 'XYZ kWh/annum' value.
- Sum of the display areas with chilled operating temperatures in m<sup>2</sup>**: Points to the 'XYZ L or m<sup>2</sup>' value.
- Sum of the display areas with frozen operating temperatures in m<sup>2</sup>**: Points to the 'XYZ m<sup>2</sup>' value.
- Temperature callouts**: Points to the 'XY°C' values for both chilled and frozen compartments.

The label itself features the EU flag, the 'ENERGY' logo, a QR code, and a scale from A (green) to G (red). The determined class 'B' is highlighted with a black arrow. The energy consumption is 'XYZ kWh/annum'. The chilled compartment area is 'XYZ L or m<sup>2</sup>' and the frozen compartment area is 'XYZ m<sup>2</sup>'. Both compartments have a temperature range of 'XY°C'.


# LED solutions

for the best merchandising

## Premium LED (all colors)



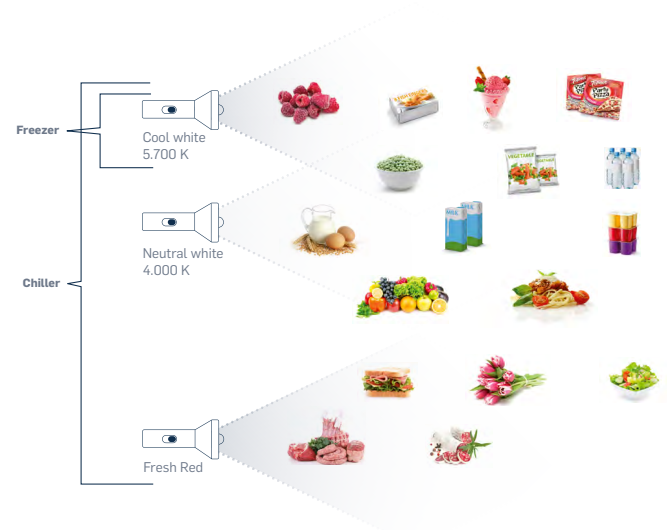
## Premium LED Light distribution




### Features Premium LED

- Robust aluminium housing
- Full color range
- Improved light distribution

## Smart LED























## Smart LED Light distribution



### Features Smart LED

- Plastic housing
- Limited color range
- Good light distribution

Group	Name	Cabinet Type	Premium LED	Smart LED	Position of possible LEDs
Counter-islands	Areor® TT G		-	-	horizontal handrail
	Areor® G		-	✓	horizontal handrail
	Areor® SD Areor® SD G		-	-	horizontal canopy, shelf
	Areor® ST Areor® ST G		-	-	horizontal canopy, shelf
Multidecks	Optimer® Low Front		-	-	horizontal canopy, shelf vertical mullion
	Optimer® Low Front LG		✓	✓	horizontal canopy, shelf vertical door mullion
	Optimer® Low Front LG EVO		-	-	horizontal canopy, shelf vertical door mullion
Vertical freezers	Velando® CS		-	✓	vertical door mullion
	Top Freezer		✓	-	horizontal canopy vertical door mullion
Islands	visiCUBE® PANO		-	✓	horizontal handrail
	visiCUBE® OPTI		-	✓	horizontal handrail
	visiCUBE® TOP		-	✓	horizontal handrail
	visiCUBE® ECO		-	✓	horizontal handrail
	EasyCube		-	✓	horizontal handrail
	Multinor®		-	✓	horizontal handrail
	Multinor® Salad bar		-	✓	horizontal canopy
	Premor®		-	✓	horizontal handrail
	Visor®		-	✓	horizontal handrail
	Visor® Q-T		-	✓	horizontal handrail
	Visor® Q		-	✓	horizontal handrail

# Compact meets Counter Line

Use the synergies of our Compact and Counter Line to support boosting your sales!



Create a welcoming store atmosphere for your customers and support increased sales opportunities! The combination of highly transparent and flexible plug-in cabinets as well as a modern, uniform and widely applicable counter line with a harmonized design ensure an outstanding and attractive shopping experience.


CCR provides a wide range of different colors and materials for the cabinets of its Counter and Compact Line - enabling every store to be unique!



# Your wood cladding selection



Wood cladding on supermarket fixtures adds warmth and a natural look. It creates a high-quality, premium impression that elevates the store design. The material is durable, eco-conscious, and easy to maintain over time. This makes wooden fixtures both an aesthetic and practical choice.




Bramberg Pine




Natural Halifax Oak



Bardolino Oak



Lyon Esche sand beige



Vincenza oak

... And more



Store installation



Store installation



Store installation



Store installation

# Powder Paint Selection Guide

When it comes to customization, CCR offers a wide range of possibilities in the design of each product – from the front aesthetic to the endwalls and pedestals. These are available in a variety of designs, material finishings and colors. Through the creative use of colors, you can illustrate an inviting and pleasant atmosphere that evokes positive emotions. Shades of reds can express passion, enthusiasm, and energy; whereas blue and green express nature and freshness.

## Essential colors

Benefit from a nice design at the best price level



## Smart colors

Make the cabinet your style at the best value for money



Differentiate your market and customize your cabinet in a wide range of colors.

## Exclusive colors

Jump into an array of colors and start designing your product – your way.

<b>RAL 1003 (FA 0460)</b>  Signal yellow	<b>RAL 1018 (FA 0487)</b>  Zinc yellow	<b>RAL 1019 (FA 0594)</b>  Grey beige	<b>RAL 1023 (FA 0526)</b>  Traffic yellow	<b>RAL 2004 (FA 0523)</b>  Pure orange
<b>RAL 3002 (FA 0531)</b>  Carmine red	<b>RAL 3000 (FA 0409)</b>  Flame red	<b>RAL 3020 (FA 0411)</b>  Traffic red		
<b>RAL 5010 (FA 0521)</b>  Gentian blue	<b>(FA 0628)</b>  Light blue	<b>RAL 5013 (FA 0455)</b>  Cobalt blue	<b>RAL 5017 (FA 0428)</b>  Traffic blue	
<b>RAL 6002 (FA 0489)</b>  Leaf green	<b>RAL 6018 (FA 0407)</b>  Yellowgreen	<b>RAL 6019 (FA 0498)</b>  Pastel green	<b>RAL 6025 (FA0668)</b>  Fern green	<b>RAL 6029 (FA 0417)</b>  Opal green
<b>RAL 6029 (FA 0417)</b>  Mint green				
<b>S 3500 N (FA 0373)</b>  Herlitgrey	<b>6500 (FA 0374)</b>  Durangrey	<b>RAL 7001 (FA 0606)</b>  Silver-grey	<b>RAL 7004 (FA 0520)</b>  Signal grey	<b>RAL 7005 (FA 0618)</b>  Mouse grey
<b>RAL 7006 (FA 0593)</b>  Beige grey	<b>RAL 7011 (FA 0662)</b>  Iron grey	<b>(FA 0613)</b>  Silver black		
<b>(FA 0635)</b>  Kensington blue	<b>7015 (FA 0617)</b>  Slate grey 30%	<b>7015 (FA 0458)</b>  Slate grey 60%	<b>(FA 0589)</b>  GRIS908 GRAINE700	<b>RAL 7030 (FA 0622)</b>  Stone grey
<b>RAL 7037 (FA 0590)</b>  Dusty grey	<b>RAL 7042 (FA 0560)</b>  Traffic Grey A	<b>RAL 7044 (FA 0659)</b>  Silk grey	<b>RAL 7046 (FA 7046)</b>  Telegrey 2	<b>RAL 7047 (FA 0483)</b>  Telegrey 4
<b>(FA 0634)</b>  Chocolate brown	<b>RAL 8016 (FA 0604)</b>  Mahogany brown	<b>RAL 8017 (FA 0664)</b>  Chocolatebrown 25%	<b>RAL 8022 (FA 0656)</b>  Black brown	
<b>RAL 9001 (FA 0414)</b>  Crème white	<b>RAL 9002 (FA 0463)</b>  Grey white			

### ATTENTION!

No responsibility is accepted for the color details contained herein. Colors may be interpreted differently depending on the type of monitor used, display settings and the user's angle of view. Moreover, details of gloss level, texture and metallic character where applicable cannot be reproduced in this format. Variations may also arise when printing this document, depending on the printer used, print settings and type of paper. The color fields are based on RAL specifications. Lab values have been used where no RAL specifications were available. These have been converted to RGB (Red-Green-Blue) with Adobe Photoshop 7.0. In case of doubt the RAL or NCS numbers take preference.

# Excellence in tests and qualification of cabinets

Outstanding technology based on 60 years development experience

With around twenty testing rooms, CCR is one of the best-equipped manufacturers in Europe. Most testing rooms are equipped, according to the ISO 23953 standard (refrigerated display cabinets classification, requirement and test conditions), to ensure comparable and good product performance. Besides fulfilling ISO 23953 requirements, CCR has its own internal tests, standards and requirements that each cabinet has to pass before going to market. This ensures the right quality and is reflected in robust, reliable products to maximize the lifetime of each refrigerated display cabinets.

## Measuring temperature performance

CCR declares the temperature performance of the cabinet, according to the ISO 23953 standard, which defines the refrigerated cabinet requirements and test conditions.

### ISO 23953 – Refrigerated display cabinets classification, requirement and test conditions

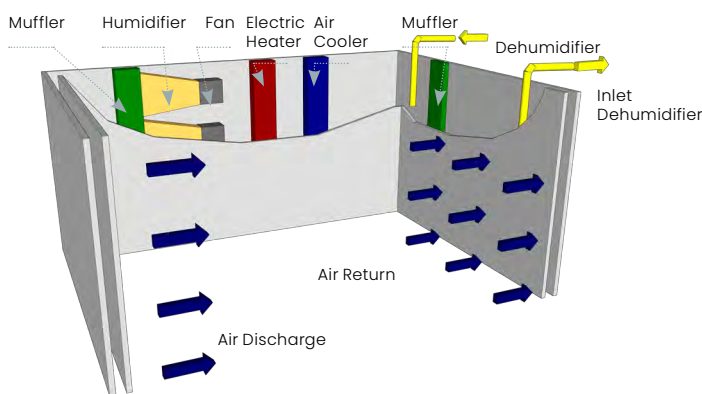
The refrigerated display cabinets are classified according to the standard ISO 23953. This standard defines the classification, requirement and test conditions for representative refrigerated display cabinets including: the minimum size of the test room, side air-flow, light intensity, temperature and humidification control, calibrated measurements, etc.

Thanks to ISO 23953, customers can compare temperature classification according to the same testing procedure for all manufacturers in Europe who strictly follow the standard.

### Climate room requirements and setup

ISO 23953 defines exactly the requirements and tolerances of a climate room including:

- Size of the room
- Side airflow speed and direction relative to the cabinet
- Calibration of the measurement equipment
- Where to place the cabinet in the climate room
- Color of room and light intensity



Example of CCR testing room. The above picture illustrates how a climate room for testing the refrigeration equipment looks like.

### Climate class – describes the environment outside of the cabinet

Of the several climate classes available under the standard, commercial refrigeration usually performs class 3 to measure and declare the temperature performance.

Example: "climate class 3"  
Temperature: 25 °C  
Rel. humidity: 60 %

### Temperature class – describes the temperature performance inside the cabinet

The temperature performance is tested in a cabinet with product-simulation models which are called M-package. The M-package simulates thermal characteristic of meat products.

Cabinet temperature performance means:

- How well the cabinet holds the temperature of a chilled or frozen product – simulation models at lab climate conditions
- How small the cabinet storage temperature deviation of product is – simulation models at lab climate conditions
- Temperature performance is tested by simulating different operation use cases: shop closed (light off, night curtain down, no door opening) shop open and commissioning of cabinet (doors / lids long open) shop open consumer take products (regular door / lid opening)

There are three main temperature class groups: Low, Medium and High temperature. These main groups are split in different temperature classes indicated by a number following the group letter: Example M2. The higher the number the higher the difference between the lowest M-package temperature and highest M-package temperature.

Example: "Temperature Class M2"  
(Medium temperature class 2)  
Warmest M-package: max. +7°C  
Coldest M-package: min. -1 °C

### Link between climate class and temperature class

Because the temperature inside a cabinet is strongly influenced by the environment's temperature and humidity, the temperature class is only a meaningful declaration if it is linked to a climate class. For this reason, a full cabinet declaration always consists out of climate class and temperature class.

Example "3M2" (At climate class 3, the cabinet reaches temperature performance M2)  
3= climate class (certain ambient test condition during testing)  
M2= Temperature class (specified highest and lowest M-package temperature)

## Laboratory vs. operation in real store environment

According to the ISO 23953-2 standard Appendix B, there are significant different operation conditions between lab and store operation, especially for remote cabinets. The following section describes and explains the difference to the application in the field.

### Difference between laboratory and store data for remote cabinets

The conditions of a remote a in the store differ greatly from the lab conditions. Usually, the cabinets in a store are multiplexed, located against a wall and the ambient conditions are lower. Using direct lab data for remote cabinets would lead to oversizing of piping and compressor racks. Based on this, CCR provides for E6 remote cabinets in the technical data sheets rack sizing data for the standard configuration at store condition 25°C / 60% rel. H. and 22°C / 55% rel. h. This data is available and optimized for each investment and life cycle.

Based on CCR's leading expertise in refrigerant system design, our general recommendation is:

- Rack design data 25/60 application: Stores in warm climates, stores with difficult climate situations, cabinet in a non-ideal place (high humidity, high temperature, close to a door, etc.)
- Rack design data 22/55 application: Store in middle and north Europe, stores with moderate climate (with air conditions, remote multiplexing cabinets)

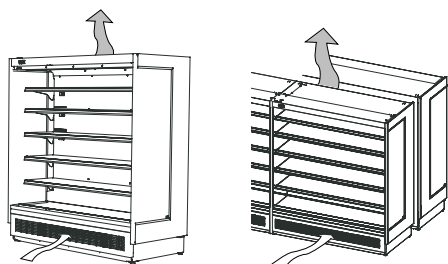
### Technical data for plug-in cabinets

To have comparable energy consumption within the CCR range, we specify the energy consumption for the standard configuration of plug-in cabinets, according to ISO 23953 and climate class 3 conditions. This makes the data comparable; however, the real energy consumption in a store is usually lower.

### Influence of the cabinet installation on the performance

The installation can have significant effects on the energy and temperature performance. There are some requirements which need to be kept to ensure that the cabinets are working properly.

- Do not install the cabinet outside or next to heating radiators or other heat sources
- Keep a distance from the wall as indicated in the operating manual
- Avoid direct sunlight radiation impact
- Keep free the air intake and outlet area (only plug-in)



Example of a plug-in cabinet which needs free air flow in front and on top of cabinet.

## CCR internal testing

To ensure a long lifetime and proper operation, CCR has defined internal standards for robustness and stress tests of a cabinet as well as components.

### Static robustness test

To test the cabinet and shelf strength, all shelves are loaded with a certain weight for several days. The deflection of brackets and shelves is checked under load and after unloading the cabinet. Only if the cabinet deflection and deformation stay within the small tolerances defined by the CCR quality department, the cabinet will be released to the market. With high requirements on cabinet stability and strength, CCR ensures a high-quality product, safe and stable for years of operation.

### Dynamic testing of doors and lids

The door opening test makes it possible to simulate several years of usage that our doors, hinges, and handles are likely to experience within just a few weeks. During the test, the system is continuously monitored and checked in terms of abrasion, break / damage and deformation. The system will only pass the internal qualification if it can resist several simulated years in the tough life of a supermarket. For double glass doors, CCR requires additional tests to ensure that the sealing works properly, and the doors do not get condensation between the glasses after some years.

### Packaging and shipping test

Before each serial launch, CCR conducts a special packaging and transportation test. This happens with one or several cabinets in a truck going on a defined road with various road conditions. After the transport, the cabinet and the packaging are checked visually. This ensures that the cabinets will arrive to our customers in the same condition as they were packaged in the factory.

### CE (Conformité Européenne) certification

The CCR cabinets are compliant with the relevant standards or parts of the standards, as confirmed with the CE declaration of conformity:

- ISO 23953-1 (Refrigerated display cabinets, general)
- ISO 23953-2 (Refrigerated display cabinets, requirement)
- EN 60335-1 (Household and similar electrical appliances. Safety. General requirements)
- EN 60335-2-89 (safety requirement for households and similar electrical appliances, particularly for commercial refrigerating appliances)

To ensure maximum safety, all plug-in cabinets with flammable refrigerant are additionally CE certified by an independent body.

## Factory certifications

All CCR cabinet factories have a certified quality management and environmental management systems

- EN ISO 9001 (General quality management system)
- EN ISO 14001 (Environmental management systems)



Welcome to the  
Climate Control Revolution

**Compact Line**

2026

Every  
degree  
matters

[ccr.com](http://ccr.com)



Licensed by Carrier Corporation