



CO₂ transcritical refrigeration concept for small stores and extensions

QuietCOOL₂



 **1-10 kW** MT cooling capacity
 **1-7 kW** LT cooling capacity



PFAS/TFA free refrigerant



Up to 70m pipe length:
MCHX gas cooler, 2 receiver
sizes for larger models



80 bar stand
still pressure



Silent



Inverter on compressor,
EC fans



Simple / intuitive display



Compact, low refrigerant
charge, easy to service



Suction filter,
Electrical protection for
consumers



Connect to BMS
via modbus RS485

Brochures



The QuietCO₂OL range is split into 7 sizes and 11 models to best suit your needs.

MT models	Q _o (kW)		Noise level dB(A) @10m	Fan #	Voltage (V/Ph/Hz)	I _{max} * (A)	Cooler protections		Ø		Receiver volume (l)	Dimensions LxWxH (mm)	Weight (kg)
	Min	Max					type	qty	Suct	Liq			
QC MT30 ACO 6 EC MX	0,8	3,2	29	1	230/1/50 +N+G	14,0	10A 230/1/50 +N	2	3/8"	3/8"	3 x 2,2 cat I	1224 x 573 x 1196	151
QC MT45 ACO 6 EC MX	1,1	4,5	31	1	230/1/50 +N+G	20,3	10A 230/1/50 +N	2			3 x 2,2 cat I	1224 x 573 x 1196	151
QC MT67 ACO 6 EC MX	1,8	7,2	34	1	400/3/50 +N+G	26,6	10A 230/1/50 +N	3			3 x 2,2 cat I	1224 x 573 x 1196	159
QC MT67 ACO 12 EC MX	1,8	7,2	34	1	400/3/50 +N+G	26,6	10A 230/1/50 +N	3			12,5 cat II	1224 x 573 x 1196	169
QC MT100 ACO 6 EC MX	2,4	9,7	35	2	400/3/50 +N+G	20,8	10A 230/1/50 +N	3			3 x 2,2 cat I	1224 x 573 x 1464	194
QC MT100 ACO 12 EC MX	2,4	9,7	35	2	400/3/50 +N+G	20,8	10A 230/1/50 +N	3			12,5 cat II	1224 x 573 x 1464	204

LT models	Q _o (kW)		Noise level dB(A) @10m	Fan #	Voltage (V/Ph/Hz)	I _{max} * (A)	Cooler protections		Ø		Receiver volume (l)	Dimensions LxWxH (mm)	Weight (kg)
	Min	Max					type	qty	Suct	Liq			
QC LT75 ACO 6 EC MX	1,3	2,9	32	1	230/1/50 +N+G	19,1	-	0	3/8"	3/8"	3 x 2,2 cat I	1224 x 818 x 1196	196
QC LT112 ACO 6 EC MX	2,0	4,6	35	1	400/3/50 +N+G	16,7	10A 400/3/50 +N	1	1/2"	3/8"	3 x 2,2 cat I	1224 x 818 x 1668	241
QC LT112 ACO 12 EC MX	2,0	4,6	35	1	400/3/50 +N+G	16,7	10A 400/3/50 +N	1			12,5 cat II	1224 x 818 x 1668	251
QC LT167 ACO 6 EC MX	2,9	6,5	37	2	400/3/50 +N+G	23,8	10A 400/3/50 +N	1			3 x 2,2 cat I	1224 x 818 x 1668	254
QC LT167 ACO 12 EC MX	2,9	6,5	37	2	400/3/50 +N+G	23,8	10A 400/3/50 +N	1			12,5 cat II	1224 x 818 x 1668	264

Evaporating temp -8°C MT & - 32°C LT @ ambient 32°C
 *without cooler protection


Options:

- Coil corrosion protection, Water cooled versions

CO₂ and oil charge estimation tool:



Welcome to the Climate Control Revolution



Green&Cool reserves the right to change certain information and specifications contained in this document at any time and without prior notice. Since standards, specifications and designs are subject to occasional change, please ask for confirmation of the information given in this publication.

www.ccr.com

